

Boston Harbor Association

2025 Annual Survey



Executive Summary – Boston Harbor Association 2025 Annual Survey

Survey Purpose and Participation

The Boston Harbor Association (BHA) conducted its Annual Community Survey to gather anonymous, unbiased input on community activities, communication, priorities, and future opportunities.

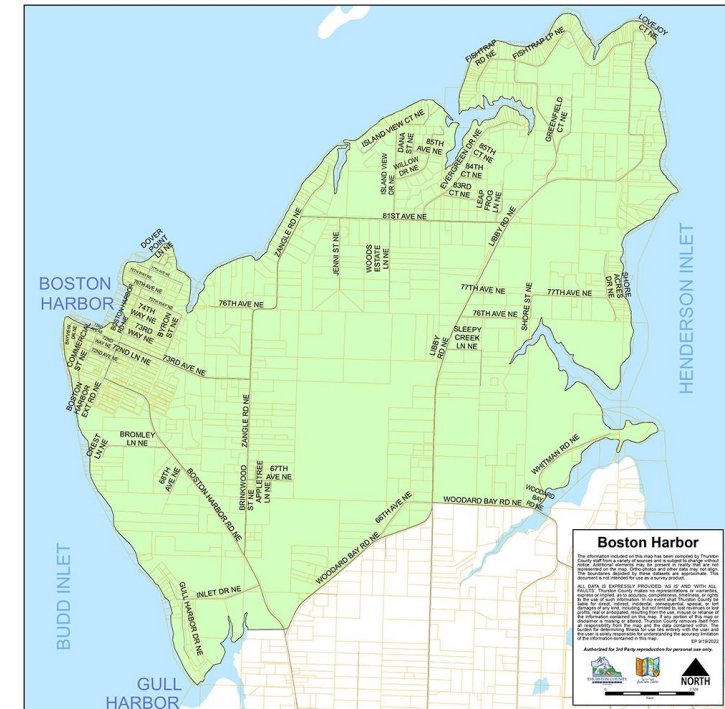
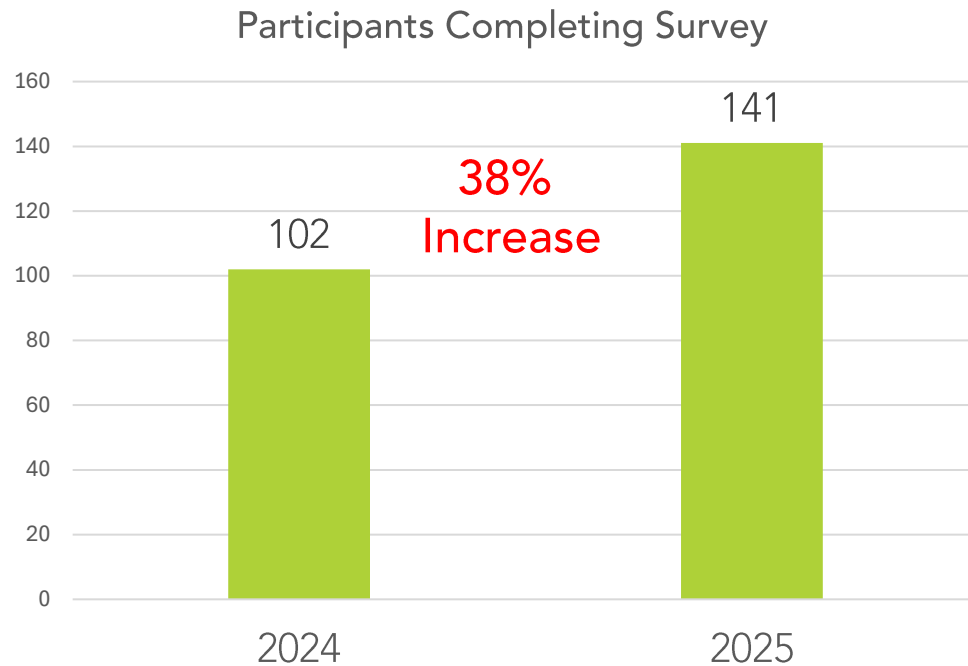
- A total of 141 qualified participants completed the survey, all of whom live in or own property within the Boston Harbor Community.
- The respondent base reflects a highly established community: 78% have lived in or owned property in Boston Harbor for more than five years, and 50% for more than fifteen years.

Overall Community Sentiment

Survey responses and verbatim comments reflect strong overall satisfaction with the Boston Harbor community.

- Residents consistently describe Boston Harbor as welcoming, neighborly, and well connected.
- Positive sentiment significantly outweighs negative sentiment across most topics, with concerns focused on a small number of recurring issues rather than broad dissatisfaction.

Executive Summary - BHA Annual Survey Participation

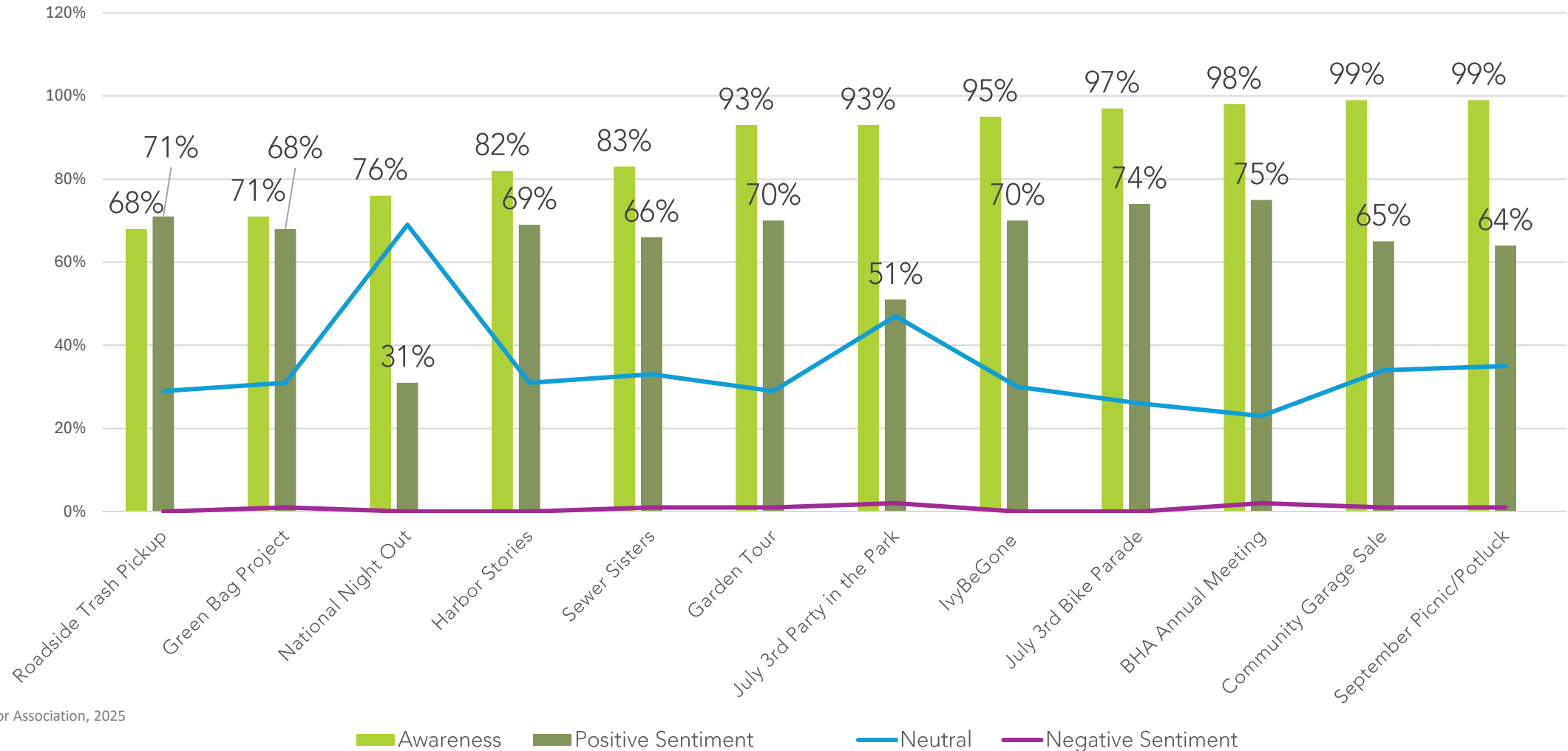


- 78% have lived in or owned property in Boston Harbor for more than five years, and 50% for more than fifteen years.
- Residents consistently describe Boston Harbor as welcoming, neighborly, and well connected.

Executive Summary - Summary of Events and Activities

- Positive sentiment significantly outweighs negative sentiment across most topics, with concerns focused on a small number of recurring issues rather than broad dissatisfaction.

BHA Events and Community Sentiment



Executive Summary – Boston Harbor Association 2025 Annual Survey

Communication and Engagement

Community communication channels are widely used: 85% have visited the BHA website and 87% have read the BHA newsletter in 2025.

- Residents value clear, timely communication related to events, infrastructure, safety, and emergencies.
- There is strong support for a real-time notification system: 80% favor such a system, with text messaging preferred. Sixty-two percent express interest in an emergency preparedness program, and nearly half are willing to help implement it.

Community Activities and Events

Awareness of major community activities is very high, generally above 90 percent, while participation varies by event type.

- Most positively viewed activities include the Annual Meeting, Community Garage Sale, July 3rd Bike Parade, and Garden Tour.
- Residents value activities that foster neighbor interaction, are inclusive and family-friendly, and preserve neighborhood character.

Executive Summary – Boston Harbor Association 2025 Annual Survey

Fireworks – Mixed Sentiment

Community sentiment regarding July 3rd fireworks is mixed, with slightly more participants expressing interest in a return.

- Concerns focus on cost, safety, crowd size, and neighborhood impact.
- Many supporters favor a scaled-down event with cost transparency and community involvement; among those interested, a majority are willing to donate time and effort toward fundraising.

Governance and Leadership

Sentiment toward the BHA Board and volunteers is overwhelmingly positive.

- Residents frequently express appreciation for volunteer leadership and the Board's role in bringing the community together.
- Very little negative sentiment is directed toward governance overall.

Traffic, Parking, and Infrastructure

Traffic and parking are the most common sources of negative feedback.

- Concerns focus on marina-related congestion, speeding, safety risks, and confusion around parking rules.
- These issues are viewed as safety-related and represent a key area for future attention.

Executive Summary – Boston Harbor Association 2025 Annual Survey

Dues and Financial Considerations

- Sixty percent of participants are satisfied with the current \$25 annual membership dues.
- Thirty-eight percent suggest an increase in dues to support community activities and operations.
- Comments indicate support for increased resources when paired with transparency.

Future Activities and Priorities

Residents express interest in future activities that build social connection while remaining lower-impact and well communicated.

- Key priorities include family and youth activities, environmental stewardship, safety and preparedness, and balanced use of the marina and waterfront.

Key Takeaways

Boston Harbor is viewed as a strong, engaged, and caring community.

- Communication and transparency are central to maintaining trust and participation.
- Traffic, parking, and fireworks warrant focused discussion due to higher sensitivity.
- There is substantial goodwill toward the BHA Board and a willingness among residents to help shape the community's future.

Detailed Findings

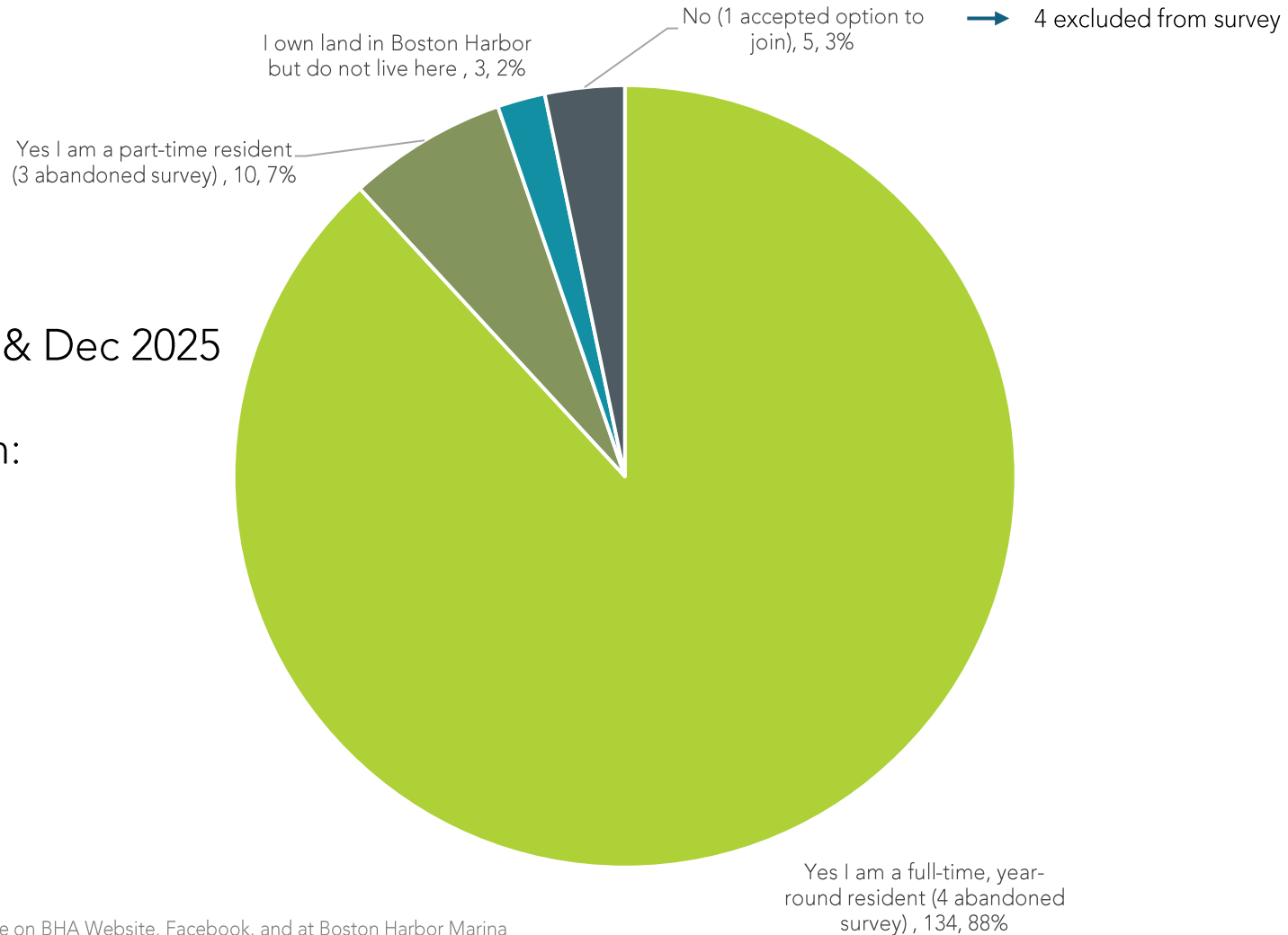
Annual Survey Nov-Dec, 2025



Qualifying Participants – Living or Owning in Boston Harbor Community

152 people responded to the invitation and 11 either abandoned the survey or lived outside of the area and declined invitation to join leaving 141 qualified participants. All but 1 participant live or own in the Boston Harbor Community.

Q3 Do you live in and/or own property in the Boston Harbor Community (i.e., green portion of map)?



Data was collected in Nov & Dec 2025

All data was collected from:

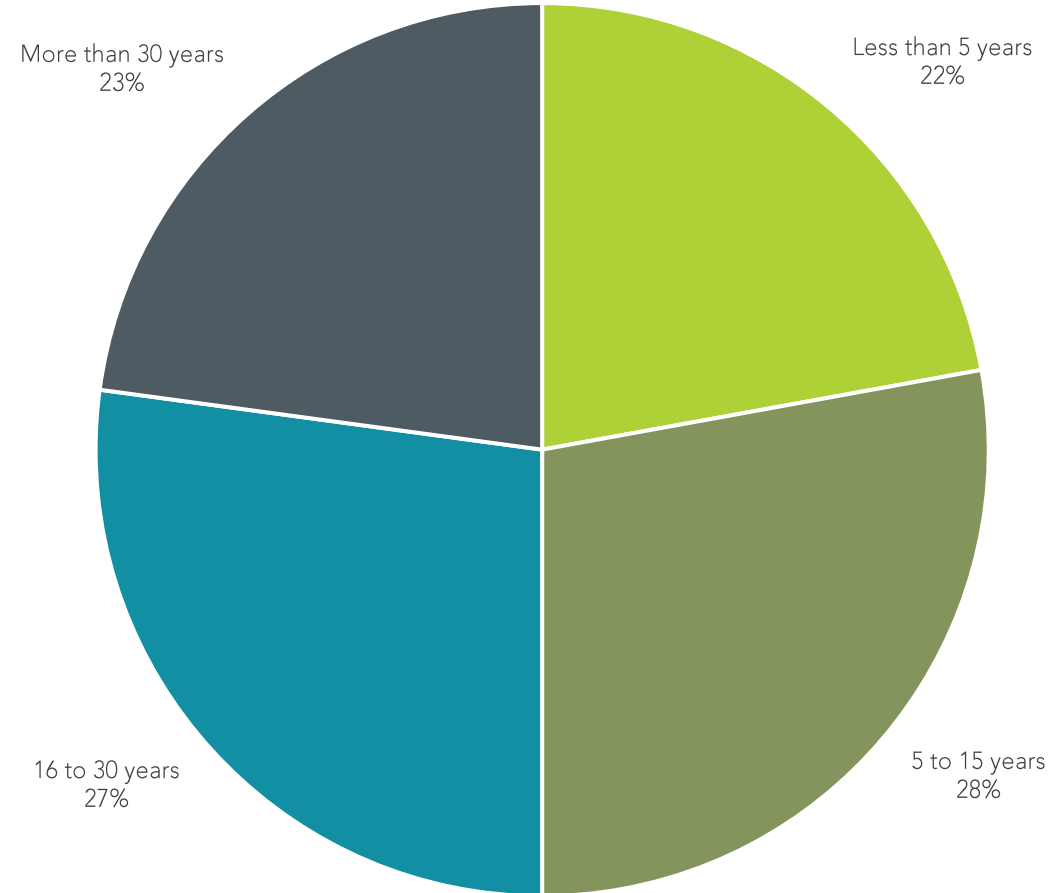
- BHA email list invitation
- Posted QR Code*

N = 152

Time Living or Owning in Boston Harbor Community

78% of participants have lived in or owned property in Boston Harbor for more than 5 years, and 50% have lived or owned for more than 15 years.

Q4 How long have you lived in or owned property in the Boston Harbor community?

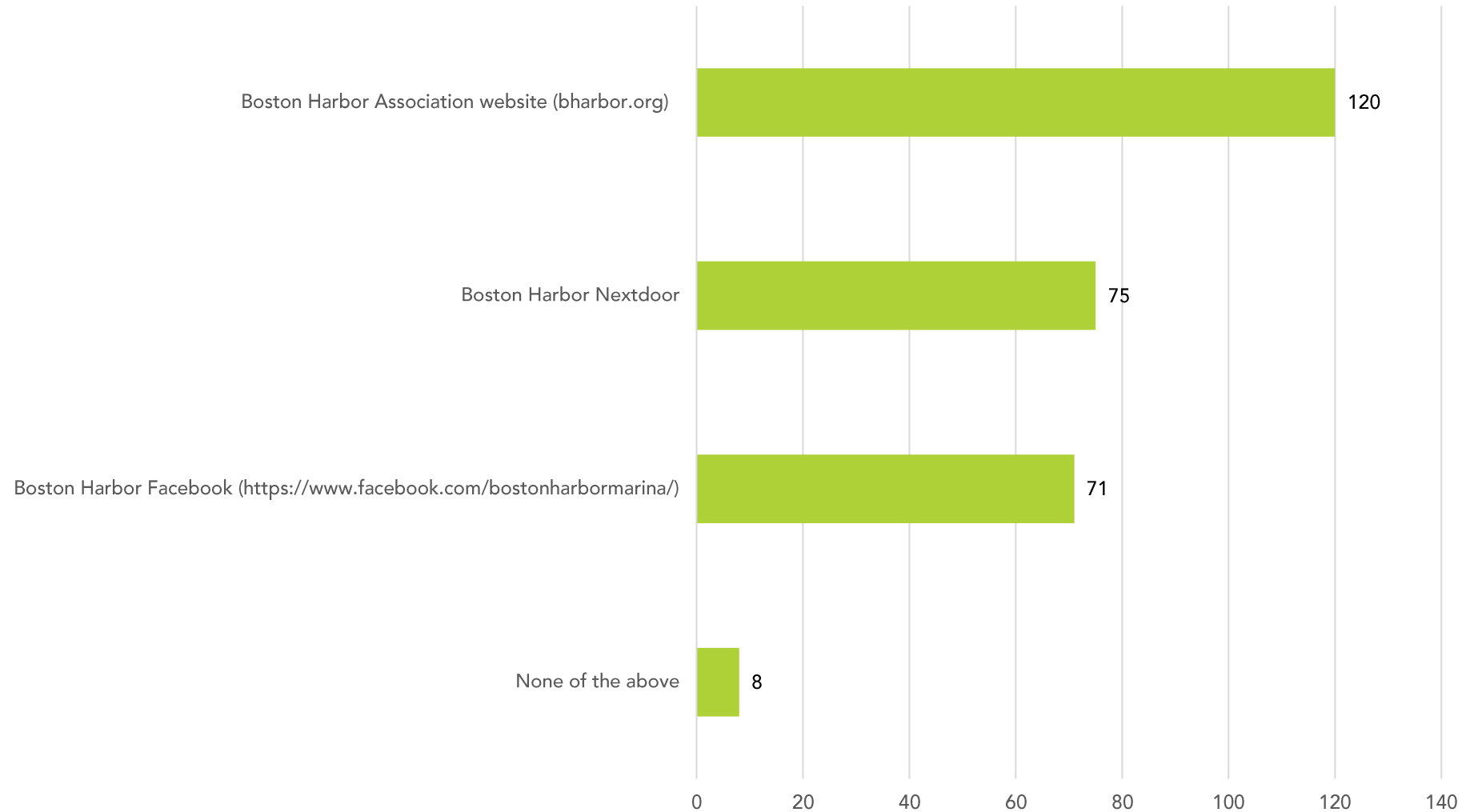


N = 140

Use of On-line Community Information Sources

85% of participants have visited the Boston Harbor Association website, 53% have visited the Boston Harbor Nextdoor website, and 50% have visited the Boston Harbor Facebook Page.

Q5 Which of the following Boston Harbor social media and online websites have you visited? Please select all that apply.

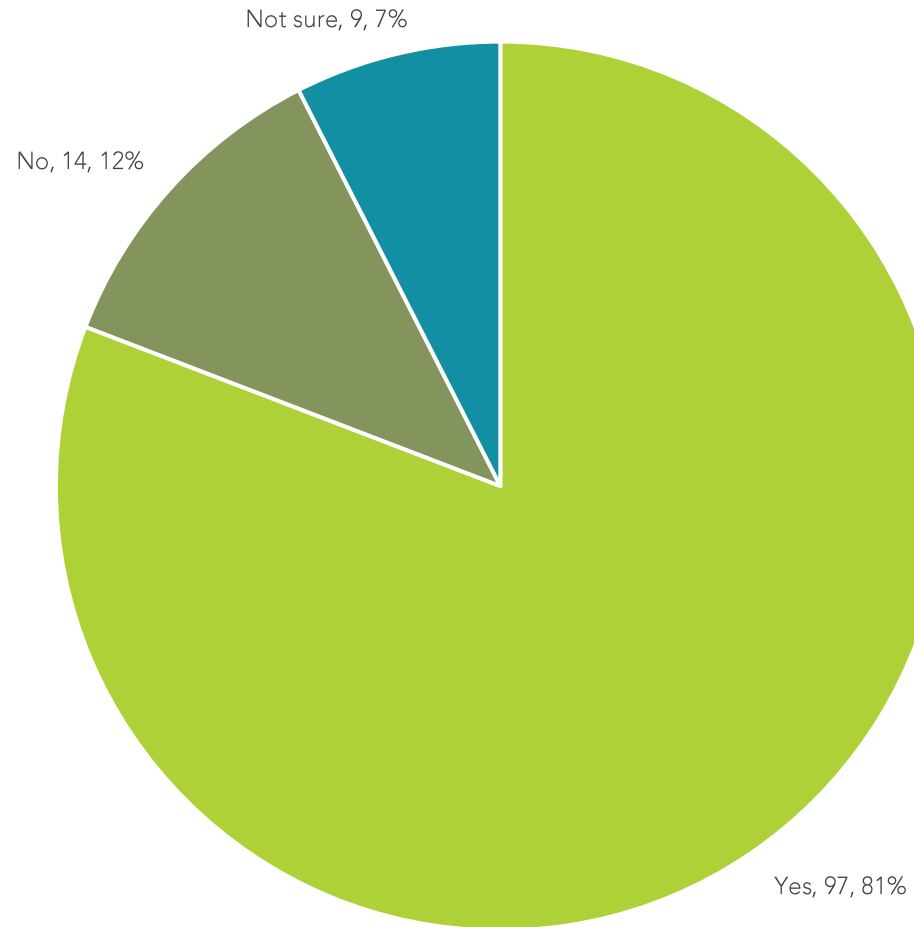


N = 141

Users of Boston Harbor Association Website in 2025

Of the 120 participants that have visited the Boston Harbor Association website, 81% have done so in 2025.

Q6 Have you visited the Boston Harbor Association website in 2025?

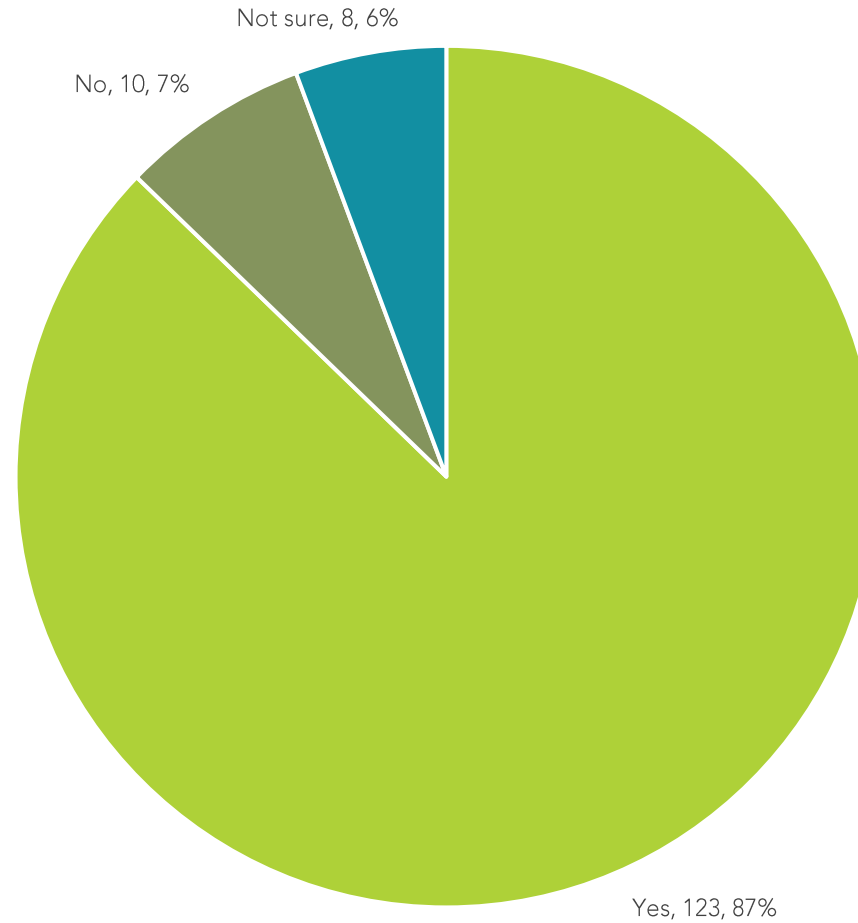


N = 120

Readers of Boston Harbor Association Newsletter in 2025

87% of all participants have read the Boston Harbor Association Newsletter in 2025.

Q7 Have you read the Boston Harbor Association Newsletter in 2025?



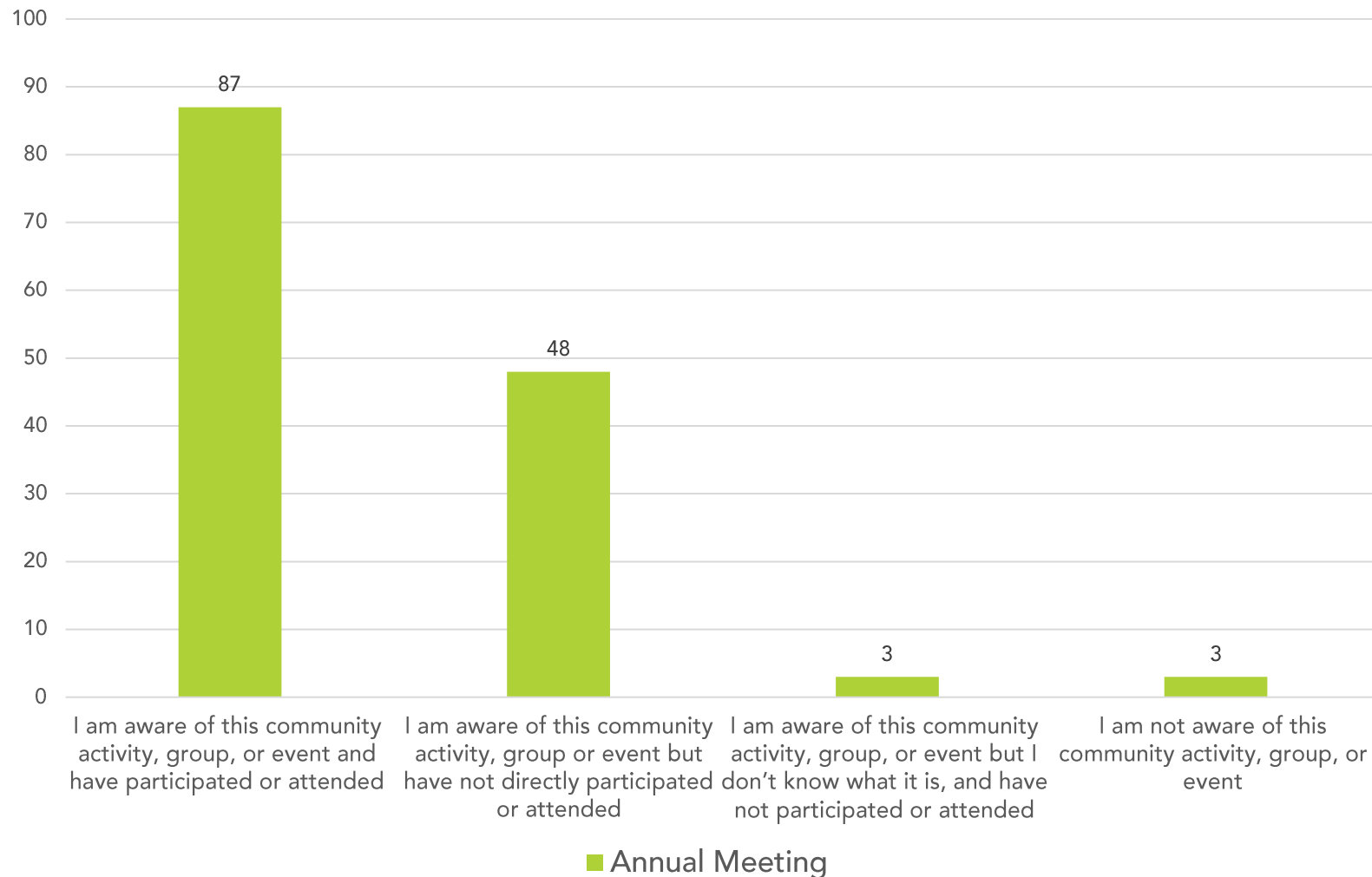
N = 141

Awareness of Boston Harbor Community Activities – Annual Meeting

98% or participants are aware of the Annual Meeting and 61% have participated.

Q8 The Boston Harbor has several organized activities, groups, or events annually. Some are organized by the Boston Harbor Association Board of Directors, and some are organized by individual community members. For each of the following community activities, groups, or events please indicate your level of awareness.

N = 141



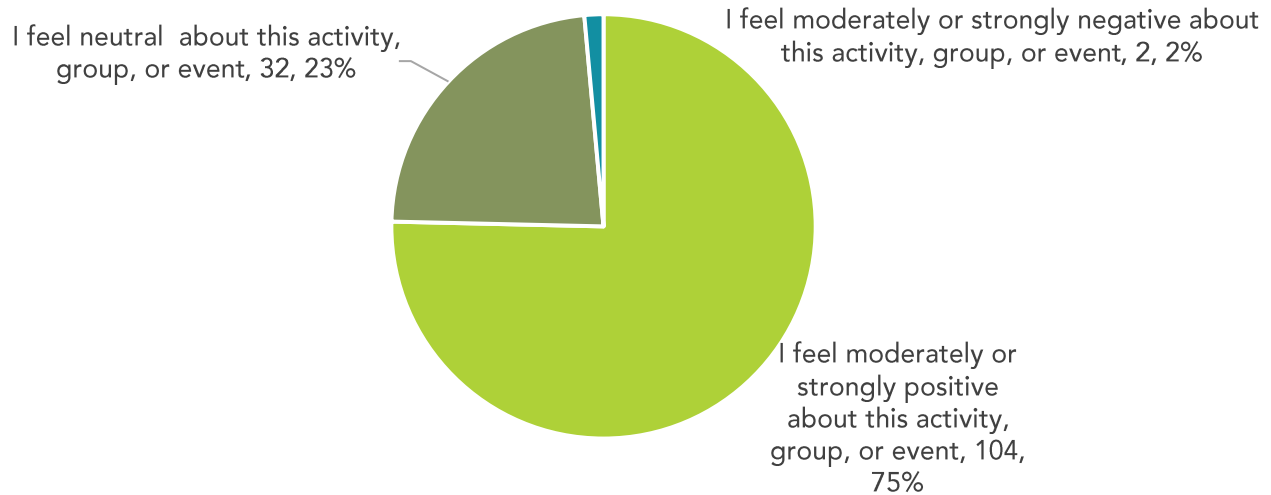
Feelings/Opinions Regarding Boston Harbor Community Activities – Annual Meeting

Q9 For each of the following activities, groups, or events, which of the following statements best capture your feelings/opinion?

Q10 For each of the following activities, groups, or events, please indicate the reasons you feel moderately or strongly negative. Please select all that apply.

Q11 For each of the following activities, groups, or events, please indicate the reasons you feel moderately or strongly positive. Please select all that apply.

N = 138



Positive

Activity	Annual Meeting
Great fun	7
Good for the environment	9
I like the community feeling	73
It adds to the beauty of the community	7
Opportunity to socialize	45
Public service	53
Helps support local businesses	10
Other reason	0

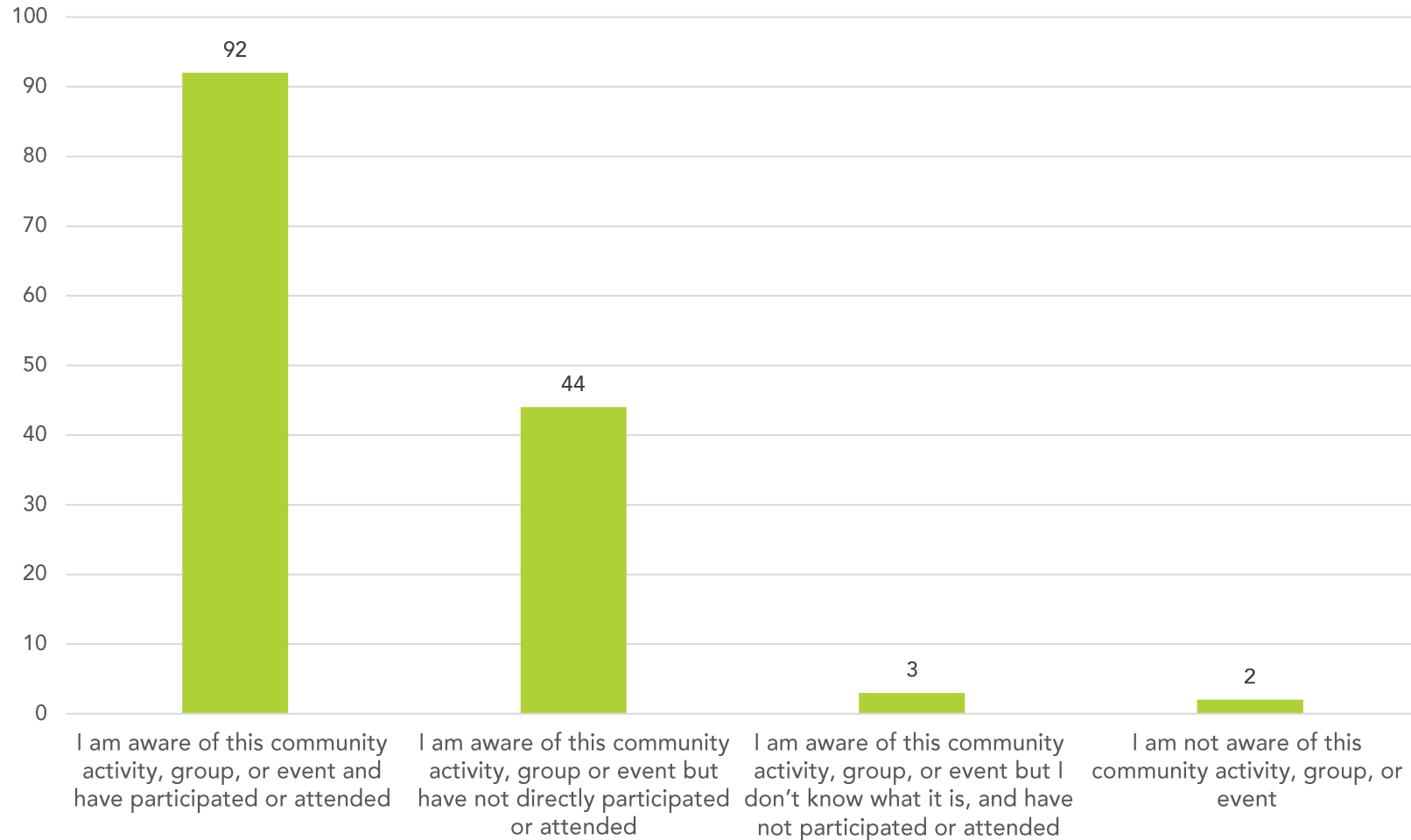
Negative

Activity	Annual Meeting
Too much noise	0
Too much traffic	0
Not enough appropriate parking	0
Seems dangerous	0
Needs better organization	0
Don't like being asked to participate	1
Don't like being asked to donate	0
It's not at a convenient time of day	0
It causes anxiety for my family members or my pets	0
Environmental concerns	1
Seems expensive	0
Other reason	0

Awareness of Boston Harbor Community Activities – Community Garage Sale

99% of participants are aware of the Community Garage Sale and 65% have participated.

Q8 The Boston Harbor has several organized activities, groups, or events annually. Some are organized by the Boston Harbor Association Board of Directors, and some are organized by individual community members. For each of the following community activities, groups, or events please indicate your level of awareness.



N = 141

■ Community Garage Sale

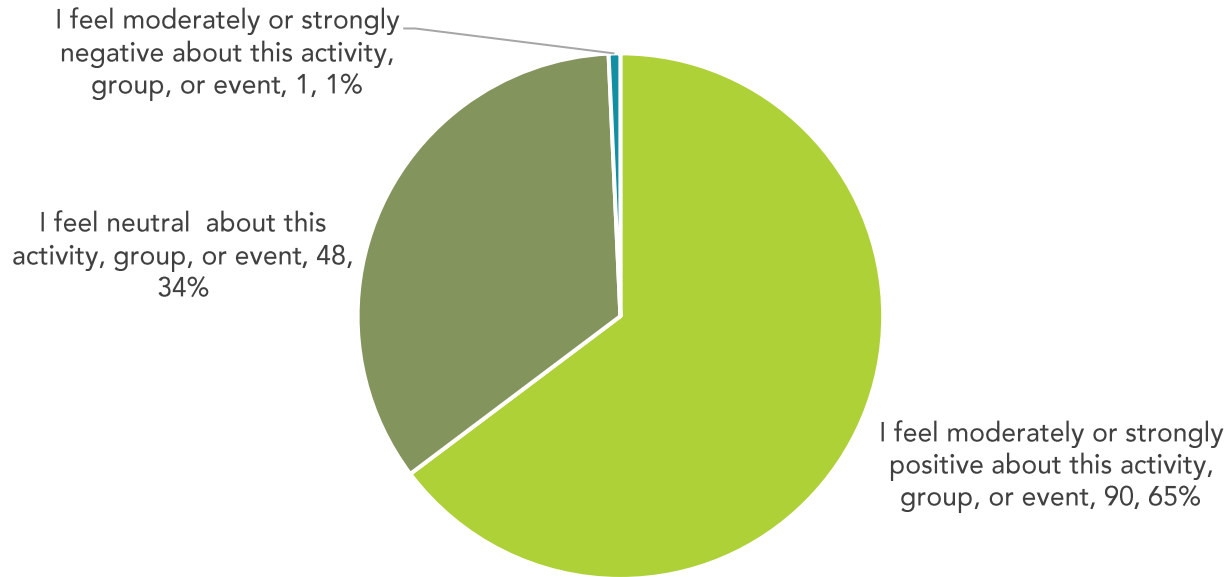
Feelings/Opinions Regarding Boston Harbor Community Activities – Community Garage Sale

Q9 For each of the following activities, groups, or events, which of the following statements best capture your feelings/opinion?

Q10 For each of the following activities, groups, or events, please indicate the reasons you feel moderately or strongly negative. Please select all that apply.

Q11 For each of the following activities, groups, or events, please indicate the reasons you feel moderately or strongly positive. Please select all that apply.

N = 139



Positive

Activity	Garage Sale
Great fun	32
Good for the environment	25
I like the community feeling	67
It adds to the beauty of the community	5
Opportunity to socialize	42
Public service	22
Helps support local businesses	1
Other reason	0

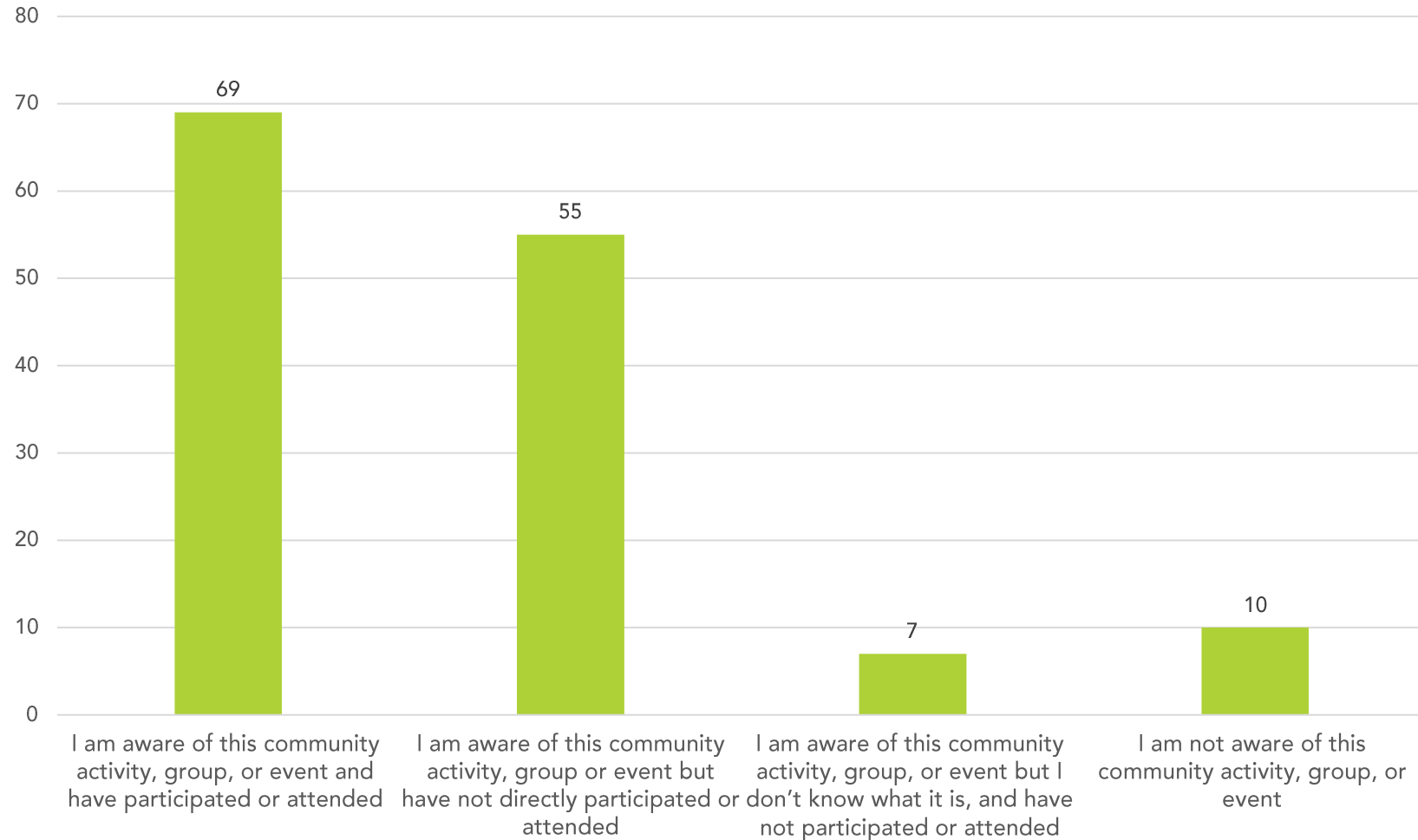
Negative

Activity	Garage Sale
Too much noise	0
Too much traffic	1
Not enough appropriate parking	0
Seems dangerous	0
Needs better organization	0
Don't like being asked to participate	0
Don't like being asked to donate	0
It's not at a convenient time of day	0
It causes anxiety for my family members or my pets	0
Environmental concerns	0
Seems expensive	0
Other reason	0

Awareness of Boston Harbor Community Activities – Garden Tour

93% or participants are aware of the Garden Tour and 49% have participated.

Q8 The Boston Harbor has several organized activities, groups, or events annually. Some are organized by the Boston Harbor Association Board of Directors, and some are organized by individual community members. For each of the following community activities, groups, or events please indicate your level of awareness.



N = 141

■ Garden Tour

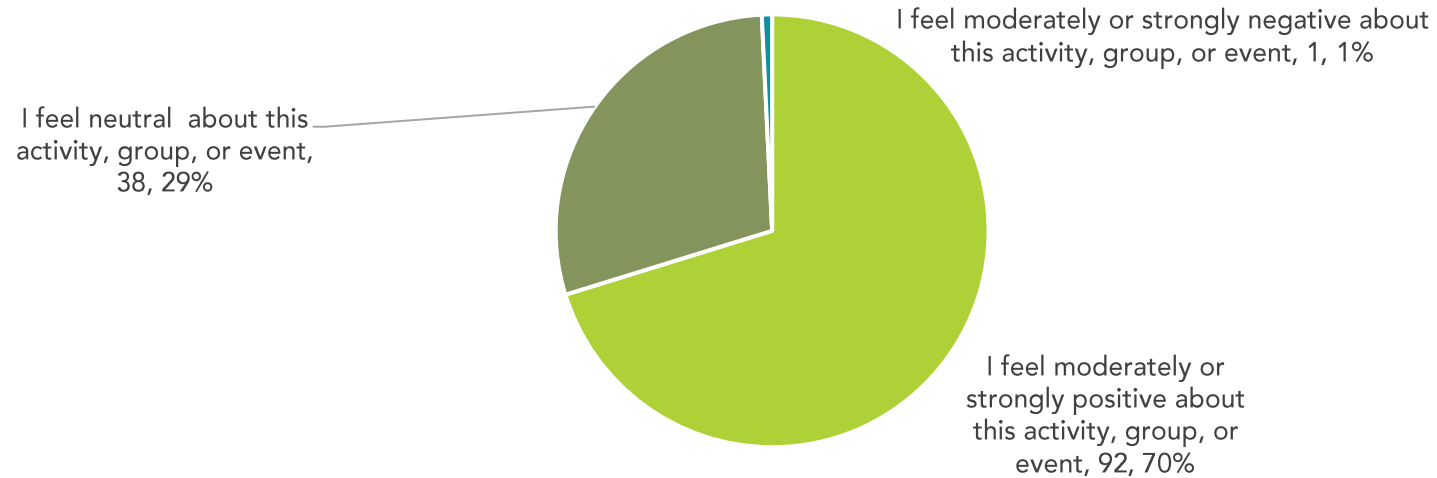
Feelings/Opinions Regarding Boston Harbor Community Activities – Garden Tour

Q9 For each of the following activities, groups, or events, which of the following statements best capture your feelings/opinion?

Q10 For each of the following activities, groups, or events, please indicate the reasons you feel moderately or strongly negative. Please select all that apply.

Q11 For each of the following activities, groups, or events, please indicate the reasons you feel moderately or strongly positive. Please select all that apply.

N = 131



Positive

Activity	Garden Tour
Great fun	43
Good for the environment	30
I like the community feeling	63
It adds to the beauty of the community	63
Opportunity to socialize	49
Public service	15
Helps support local businesses	8
Other reason	0

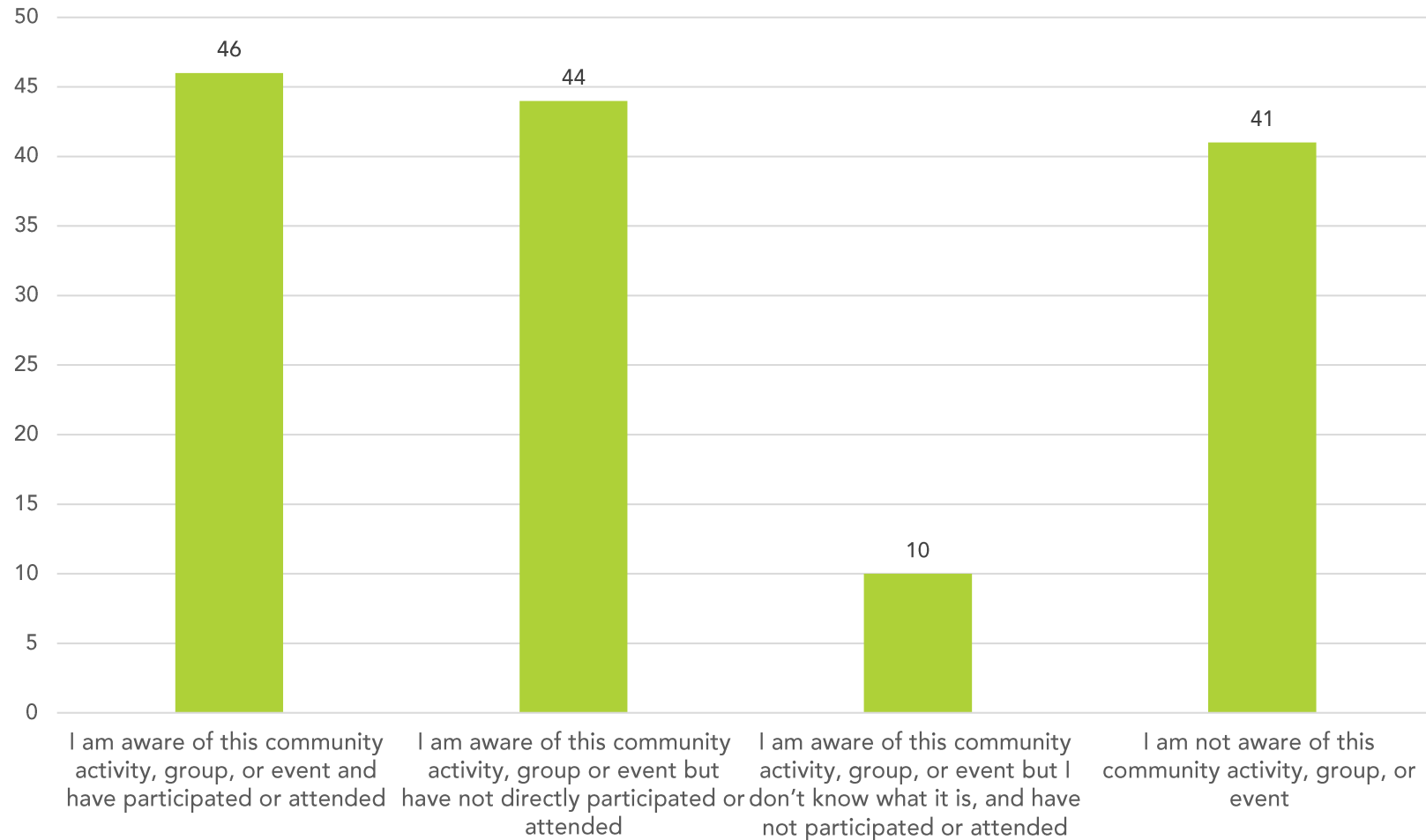
Negative

Activity	Garden Tour
Too much noise	0
Too much traffic	0
Not enough appropriate parking	0
Seems dangerous	0
Needs better organization	1
Don't like being asked to participate	0
Don't like being asked to donate	0
It's not at a convenient time of day	0
It causes anxiety for my family members or my pets	0
Environmental concerns	0
Seems expensive	0
Other reason	0

Awareness of Boston Harbor Community Activities – Green Bag Project

71% of participants are aware of the Green Bag Project and 33% have participated.

Q8 The Boston Harbor has several organized activities, groups, or events annually. Some are organized by the Boston Harbor Association Board of Directors, and some are organized by individual community members. For each of the following community activities, groups, or events please indicate your level of awareness.



N = 141

■ Green Bag Project

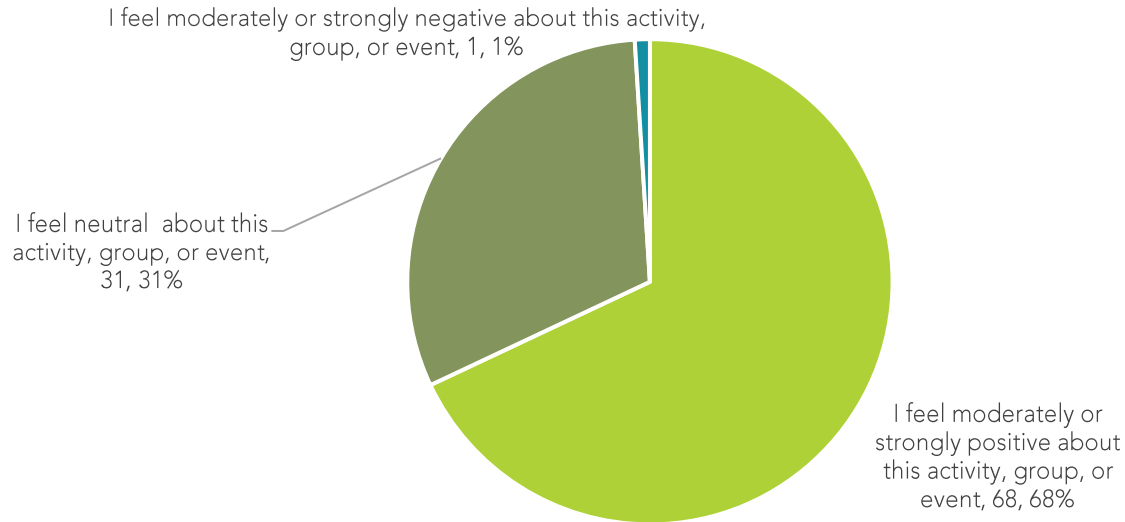
Feelings/Opinions Regarding Boston Harbor Community Activities – Green Bag Project

Q9 For each of the following activities, groups, or events, which of the following statements best capture your feelings/opinion?

Q10 For each of the following activities, groups, or events, please indicate the reasons you feel moderately or strongly negative. Please select all that apply.

Q11 For each of the following activities, groups, or events, please indicate the reasons you feel moderately or strongly positive. Please select all that apply.

N = 100



Positive

Activity	Green Bag
Great fun	3
Good for the environment	8
I like the community feeling	35
It adds to the beauty of the community	5
Opportunity to socialize	5
Public service	56
Helps support local businesses	6
Other reason	0

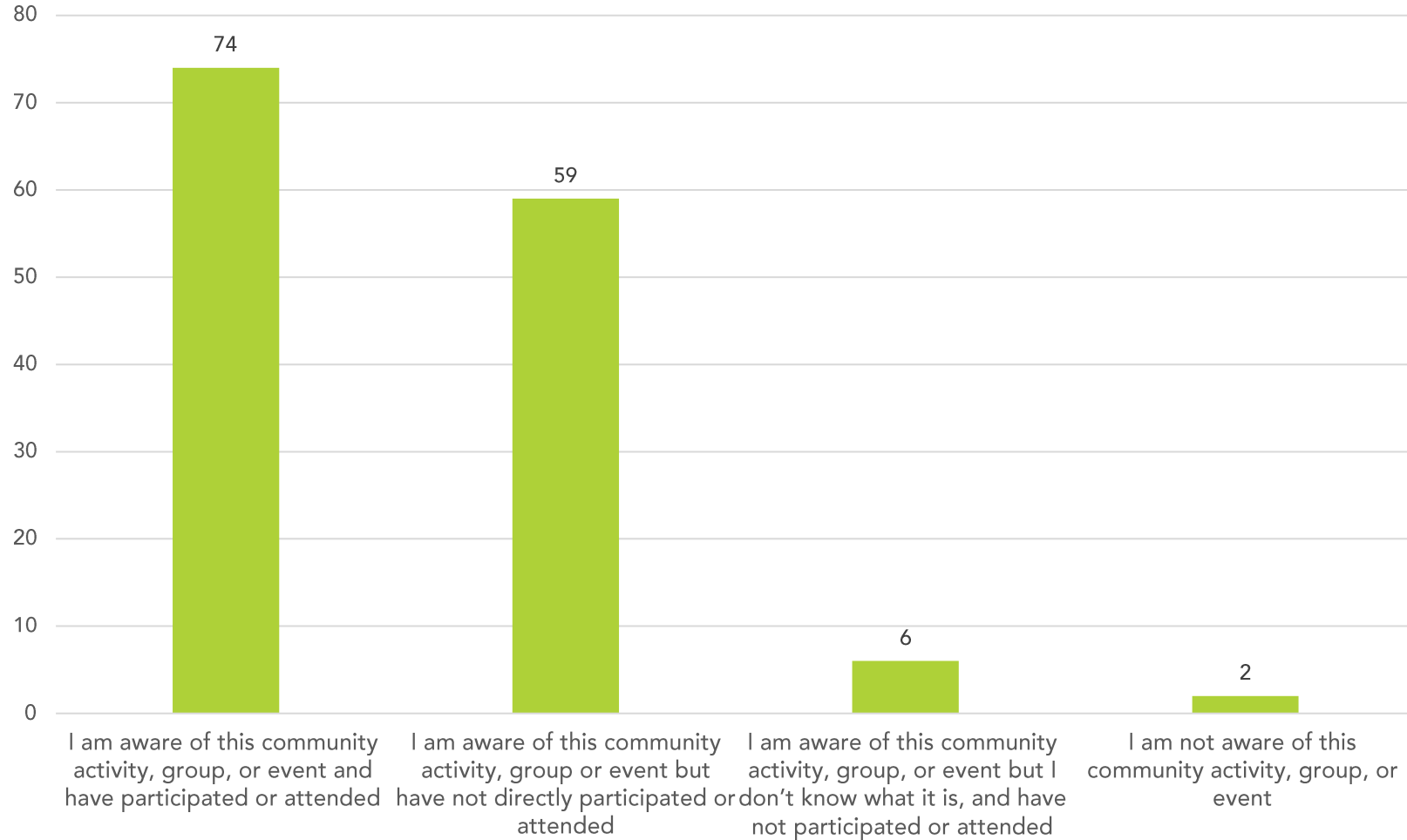
Negative

Activity	Green Bag
Too much noise	0
Too much traffic	0
Not enough appropriate parking	0
Seems dangerous	0
Needs better organization	0
Don't like being asked to participate	0
Don't like being asked to donate	1
It's not at a convenient time of day	0
It causes anxiety for my family members or my pets	0
Environmental concerns	0
Seems expensive	0
Other reason	0

Awareness of Boston Harbor Community Activities – September Picnic/Potluck

99% of participants are aware of the Picnic/Potluck and 52% have participated.

Q8 The Boston Harbor has several organized activities, groups, or events annually. Some are organized by the Boston Harbor Association Board of Directors, and some are organized by individual community members. For each of the following community activities, groups, or events please indicate your level of awareness.



N = 141

■ BHA September Picnic/Potluck

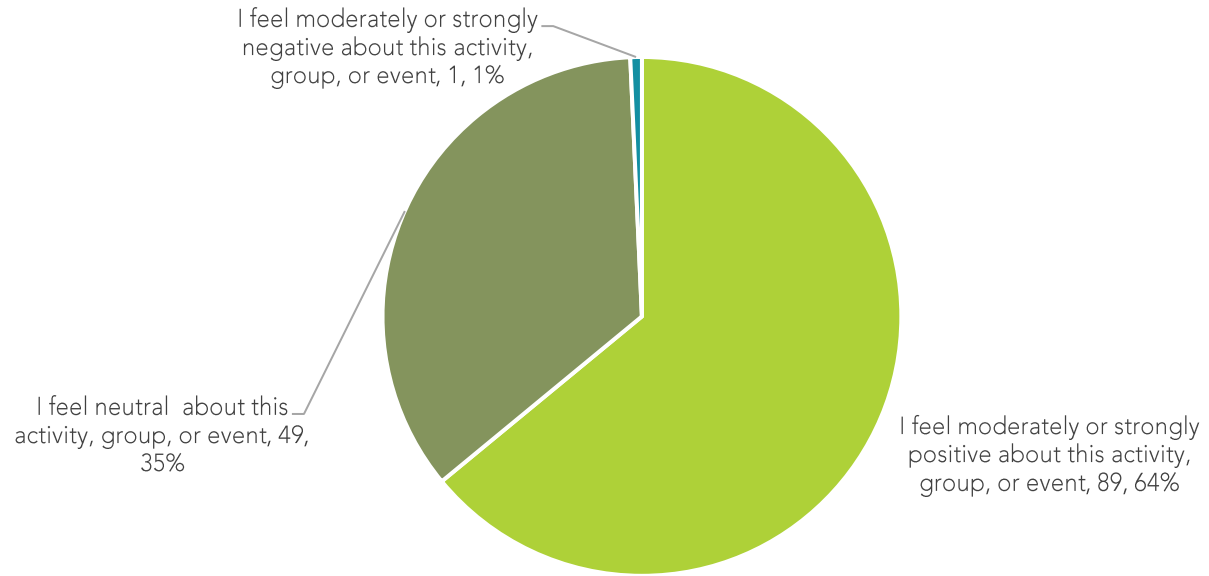
Feelings/Opinions Regarding Boston Harbor Community Activities – September Picnic/Potluck

Q9 For each of the following activities, groups, or events, which of the following statements best capture your feelings/opinion?

Q10 For each of the following activities, groups, or events, please indicate the reasons you feel moderately or strongly negative. Please select all that apply.

Q11 For each of the following activities, groups, or events, please indicate the reasons you feel moderately or strongly positive. Please select all that apply.

N = 139



Positive

Activity	Picnic/Potluck
Great fun	42
Good for the environment	2
I like the community feeling	65
It adds to the beauty of the community	3
Opportunity to socialize	69
Public service	8
Helps support local businesses	6
Other reason	0

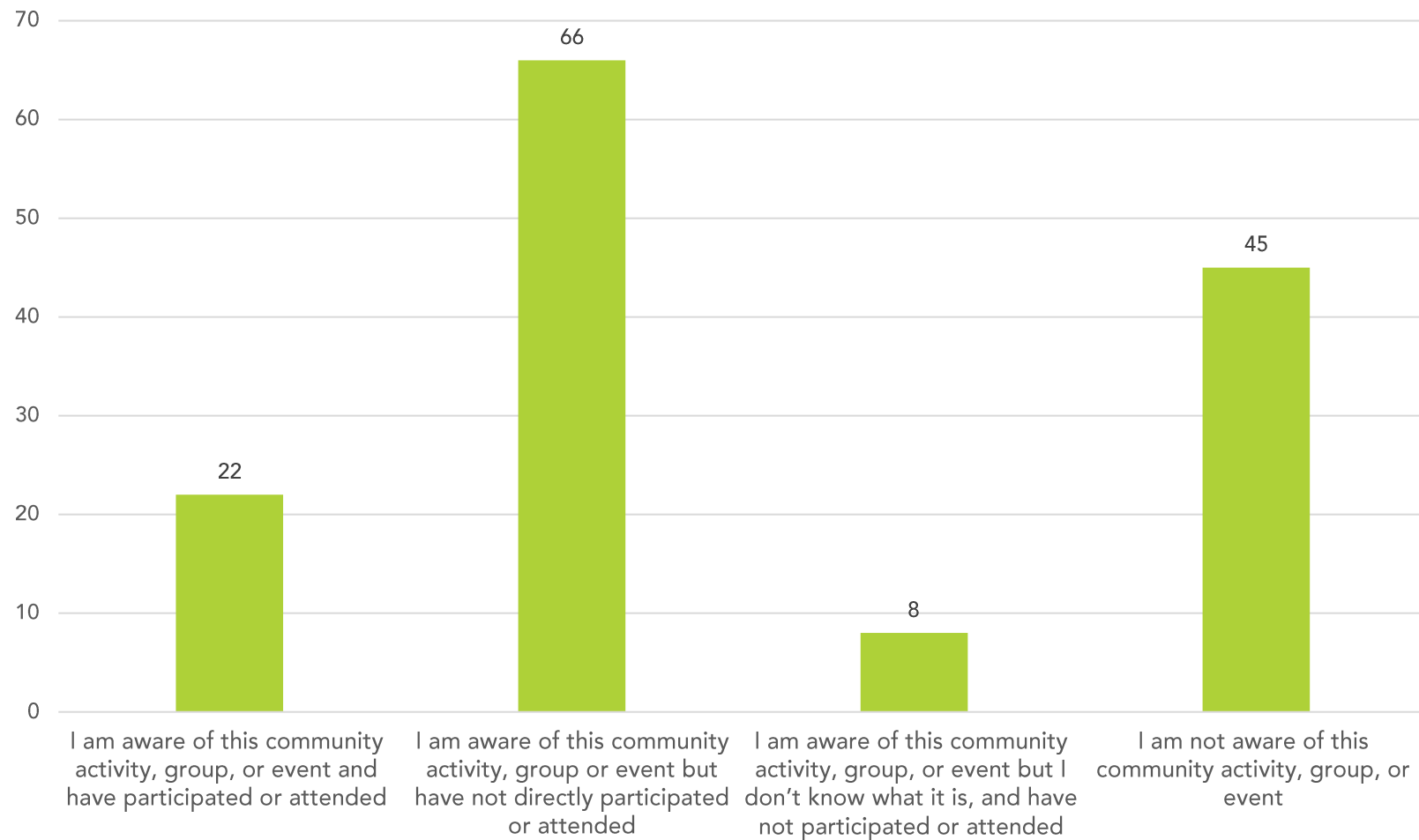
Negative

Activity	Picnic/Potluck
Too much noise	0
Too much traffic	0
Not enough appropriate parking	0
Seems dangerous	0
Needs better organization	0
Don't like being asked to participate	0
Don't like being asked to donate	0
It's not at a convenient time of day	0
It causes anxiety for my family members or my pets	0
Environmental concerns	0
Seems expensive	0
Other reason	1

Awareness of Boston Harbor Community Activities – Roadside Trash Pickup

68% or participants are aware of the Roadside Trash Pickup and 16% have participated.

Q8 The Boston Harbor has several organized activities, groups, or events annually. Some are organized by the Boston Harbor Association Board of Directors, and some are organized by individual community members. For each of the following community activities, groups, or events please indicate your level of awareness.



N = 141

■ Roadside Trash Pickup

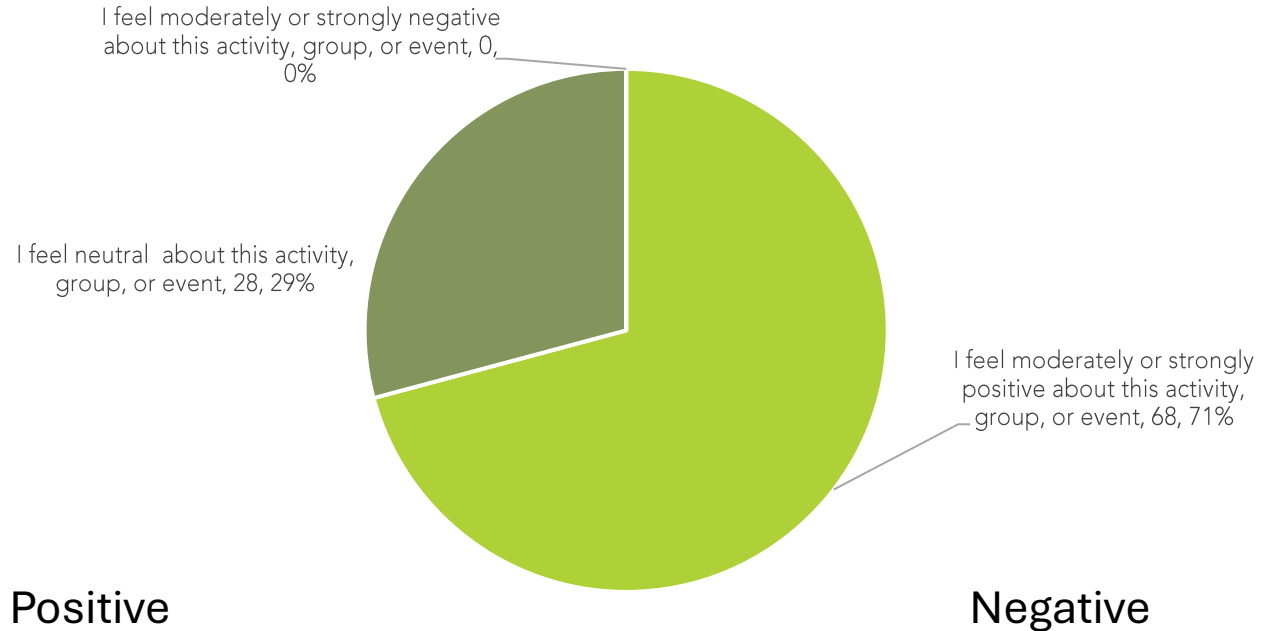
Feelings/Opinions Regarding Boston Harbor Community Activities – Roadside Trash Pickup

Q9 For each of the following activities, groups, or events, which of the following statements best capture your feelings/opinion?

Q10 For each of the following activities, groups, or events, please indicate the reasons you feel moderately or strongly negative. Please select all that apply.

Q11 For each of the following activities, groups, or events, please indicate the reasons you feel moderately or strongly positive. Please select all that apply.

N = 96



Activity	Trash Pickup
Great fun	5
Good for the environment	53
I like the community feeling	33
It adds to the beauty of the community	40
Opportunity to socialize	18
Public service	47
Helps support local businesses	1
Other reason	0

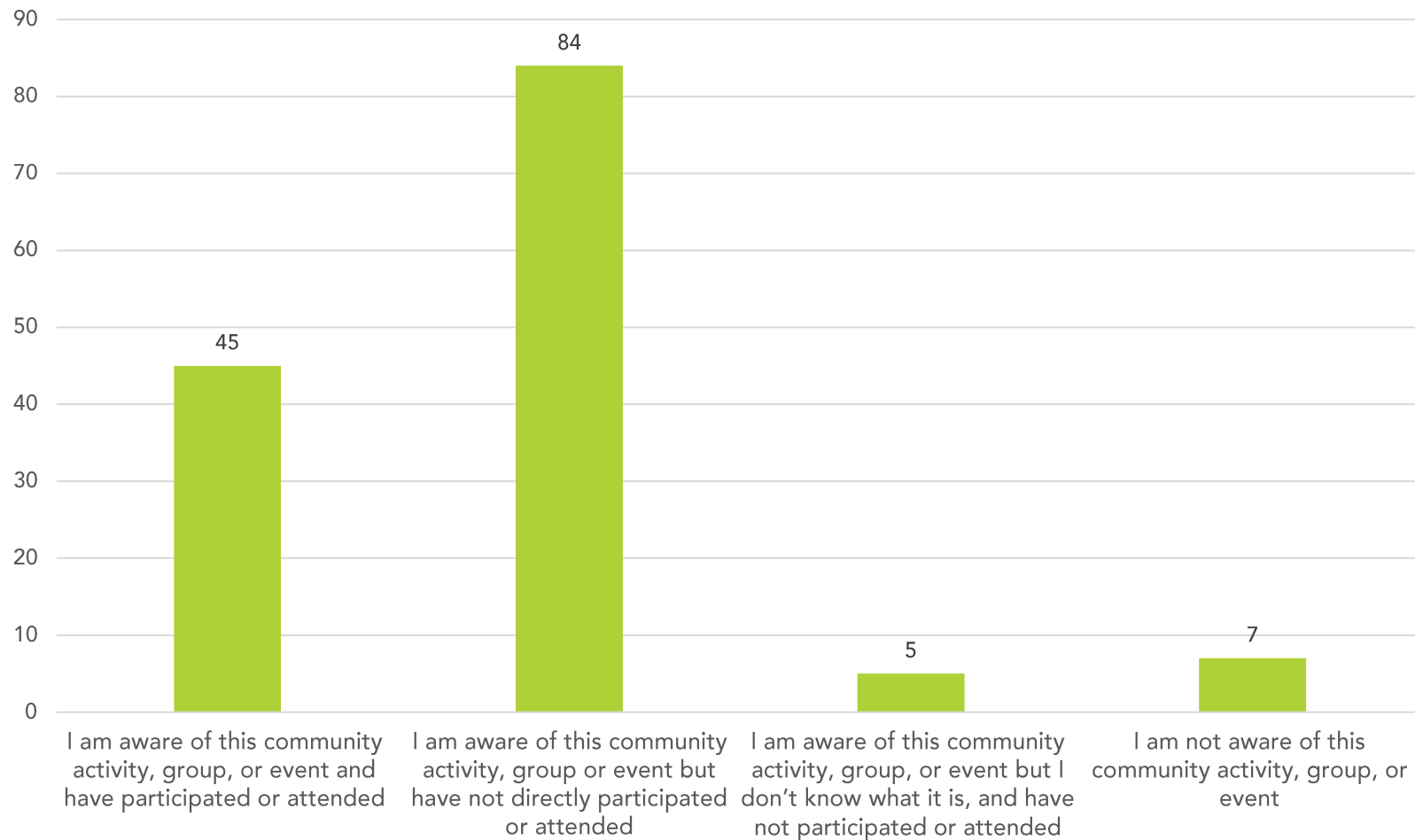
Activity	Trash Pickup
Too much noise	0
Too much traffic	0
Not enough appropriate parking	0
Seems dangerous	0
Needs better organization	0
Don't like being asked to participate	0
Don't like being asked to donate	0
It's not at a convenient time of day	0
It causes anxiety for my family members or my pets	0
Environmental concerns	0
Seems expensive	0
Other reason	0

Awareness of Boston Harbor Community Activities – IvyBeGone Team

95% or participants are aware of the Ivy-Be-Gone and 32% have participated.

Q8 The Boston Harbor has several organized activities, groups, or events annually. Some are organized by the Boston Harbor Association Board of Directors, and some are organized by individual community members. For each of the following community activities, groups, or events please indicate your level of awareness.

N = 141



IvyBeGone Team

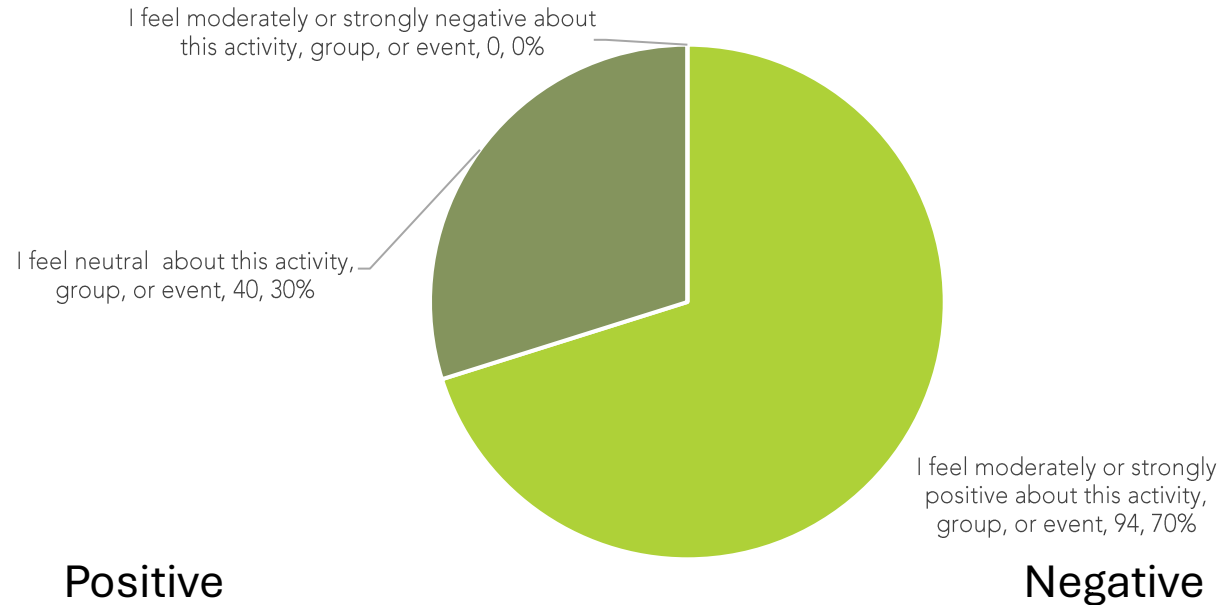
Feelings/Opinions Regarding Boston Harbor Community Activities – IvyBeGone Team

Q9 For each of the following activities, groups, or events, which of the following statements best capture your feelings/opinion?

Q10 For each of the following activities, groups, or events, please indicate the reasons you feel moderately or strongly negative. Please select all that apply.

Q11 For each of the following activities, groups, or events, please indicate the reasons you feel moderately or strongly positive. Please select all that apply.

N = 134



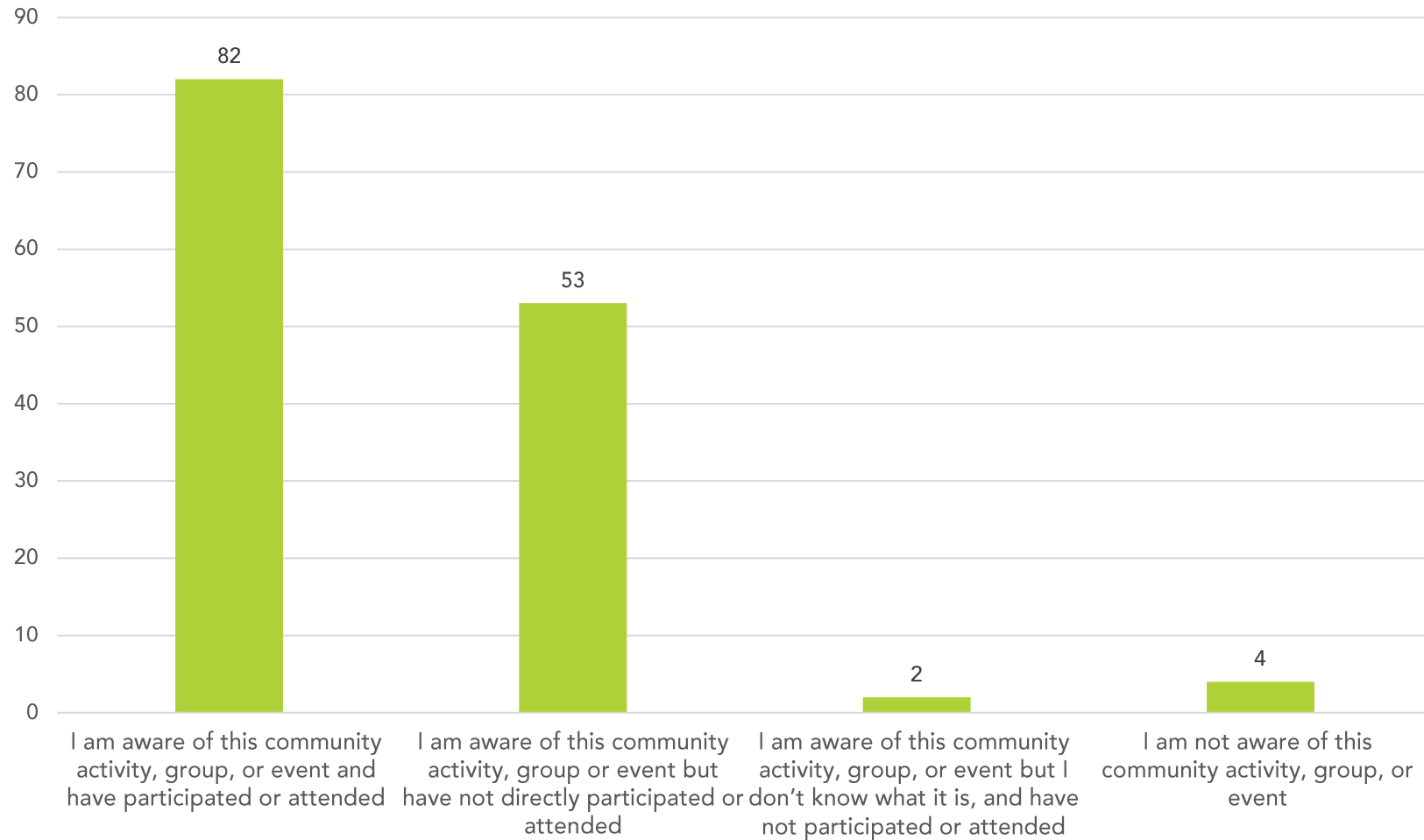
Activity	Ivy Be Gone
Great fun	15
Good for the environment	79
I like the community feeling	46
It adds to the beauty of the community	56
Opportunity to socialize	40
Public service	63
Helps support local businesses	1
Other reason	0

Activity	Ivy Be Gone
Too much noise	0
Too much traffic	0
Not enough appropriate parking	0
Seems dangerous	0
Needs better organization	0
Don't like being asked to participate	0
Don't like being asked to donate	0
It's not at a convenient time of day	0
It causes anxiety for my family members or my pets	0
Environmental concerns	0
Seems expensive	0
Other reason	0

Awareness of Boston Harbor Community Activities – July 3rd Bike Parade

97% of participants are aware of the July 3rd Bike Parade and 58% have participated.

Q8 The Boston Harbor has several organized activities, groups, or events annually. Some are organized by the Boston Harbor Association Board of Directors, and some are organized by individual community members. For each of the following community activities, groups, or events please indicate your level of awareness.



N = 141

■ July 3rd Bike Parade

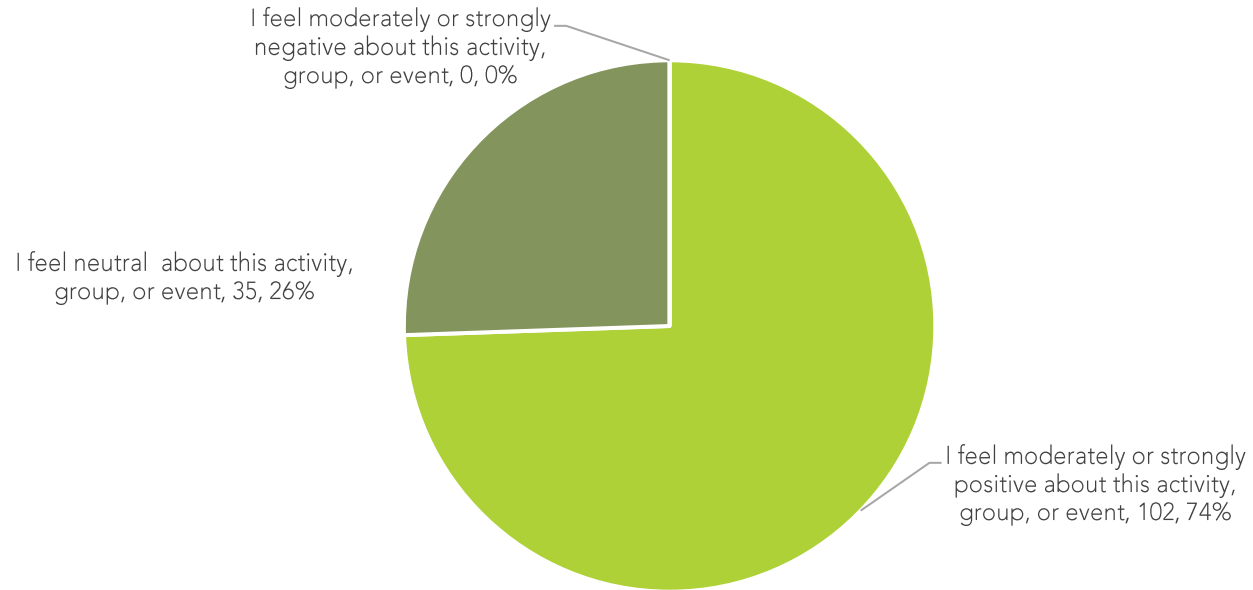
Feelings/Opinions Regarding Boston Harbor Community Activities – July 3rd Bike Parade

Q9 For each of the following activities, groups, or events, which of the following statements best capture your feelings/opinion?

Q10 For each of the following activities, groups, or events, please indicate the reasons you feel moderately or strongly negative. Please select all that apply.

Q11 For each of the following activities, groups, or events, please indicate the reasons you feel moderately or strongly positive. Please select all that apply.

N = 137



Positive

Activity	July 3 rd Bike Parade
Great fun	76
Good for the environment	2
I like the community feeling	81
It adds to the beauty of the community	10
Opportunity to socialize	60
Public service	11
Helps support local businesses	9
Other reason	0

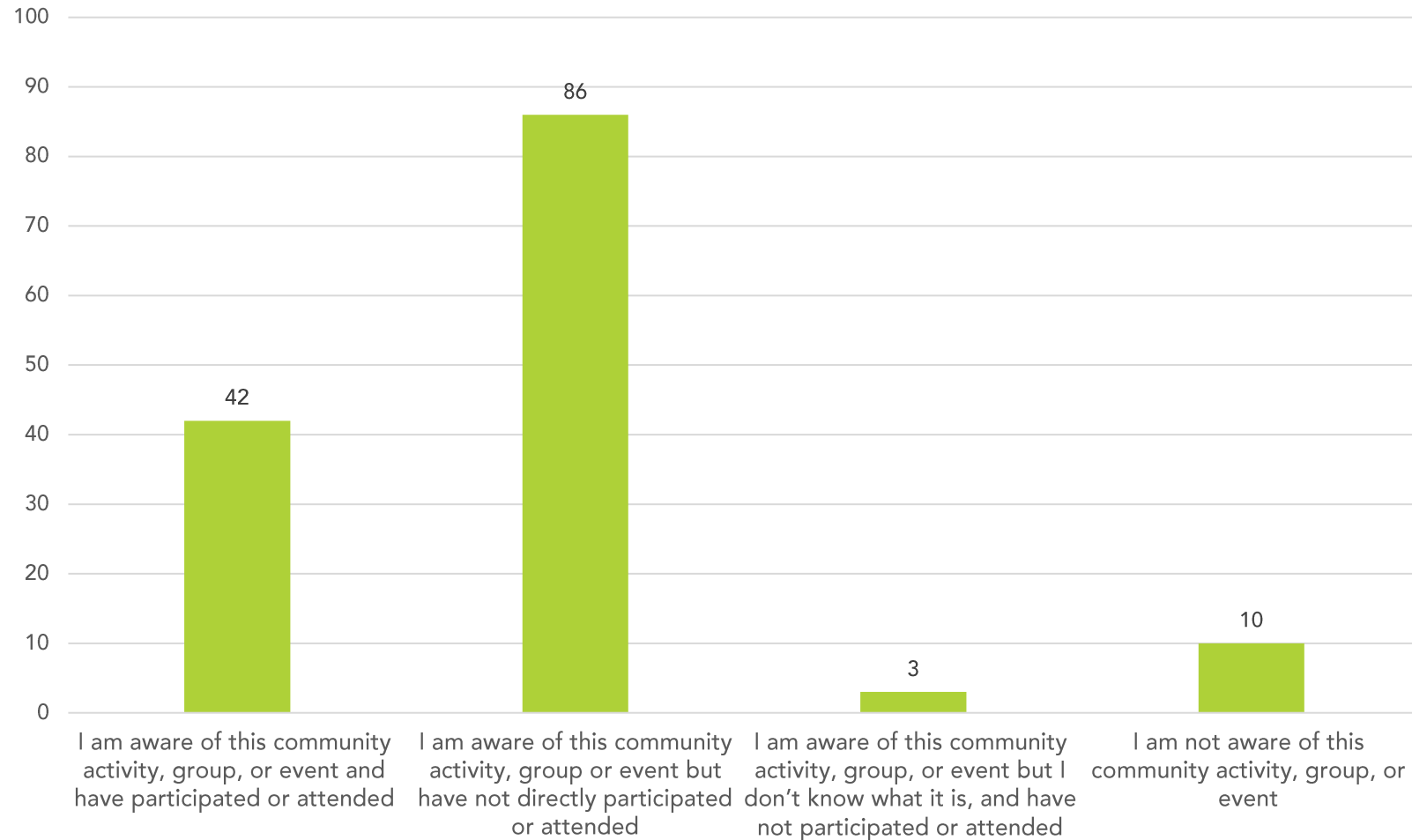
Negative

Activity	July 3 rd Bike Parade
Too much noise	0
Too much traffic	0
Not enough appropriate parking	0
Seems dangerous	0
Needs better organization	0
Don't like being asked to participate	0
Don't like being asked to donate	0
It's not at a convenient time of day	0
It causes anxiety for my family members or my pets	0
Environmental concerns	0
Seems expensive	0
Other reason	0

Awareness of Boston Harbor Community Activities – July 3rd Boston Harbor Association Party in the Park

93% of participants are aware of the July 3rd BHA Party in the Park and 30% have participated.

Q8 The Boston Harbor has several organized activities, groups, or events annually. Some are organized by the Boston Harbor Association Board of Directors, and some are organized by individual community members. For each of the following community activities, groups, or events please indicate your level of awareness.



N = 141

■ July 3rd BHA Party in the Park

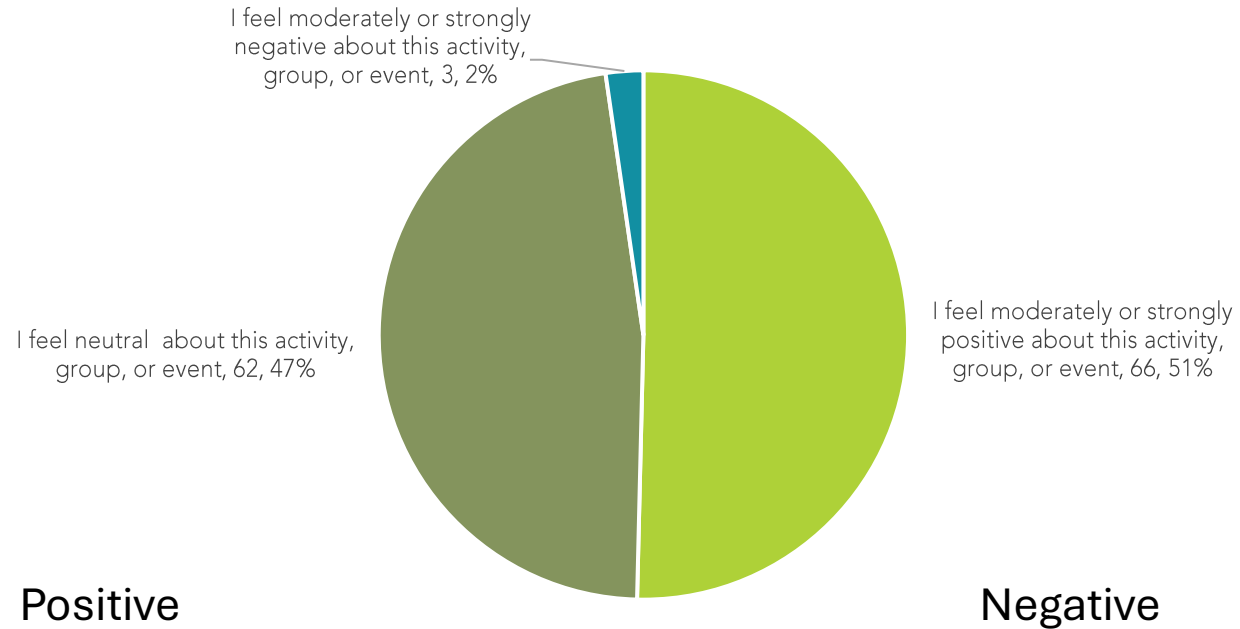
Feelings/Opinions Regarding Boston Harbor Community Activities – July 3rd Boston Harbor Association Party in the Park

Q9 For each of the following activities, groups, or events, which of the following statements best capture your feelings/opinion?

Q10 For each of the following activities, groups, or events, please indicate the reasons you feel moderately or strongly negative. Please select all that apply.

Q11 For each of the following activities, groups, or events, please indicate the reasons you feel moderately or strongly positive. Please select all that apply.

N = 131



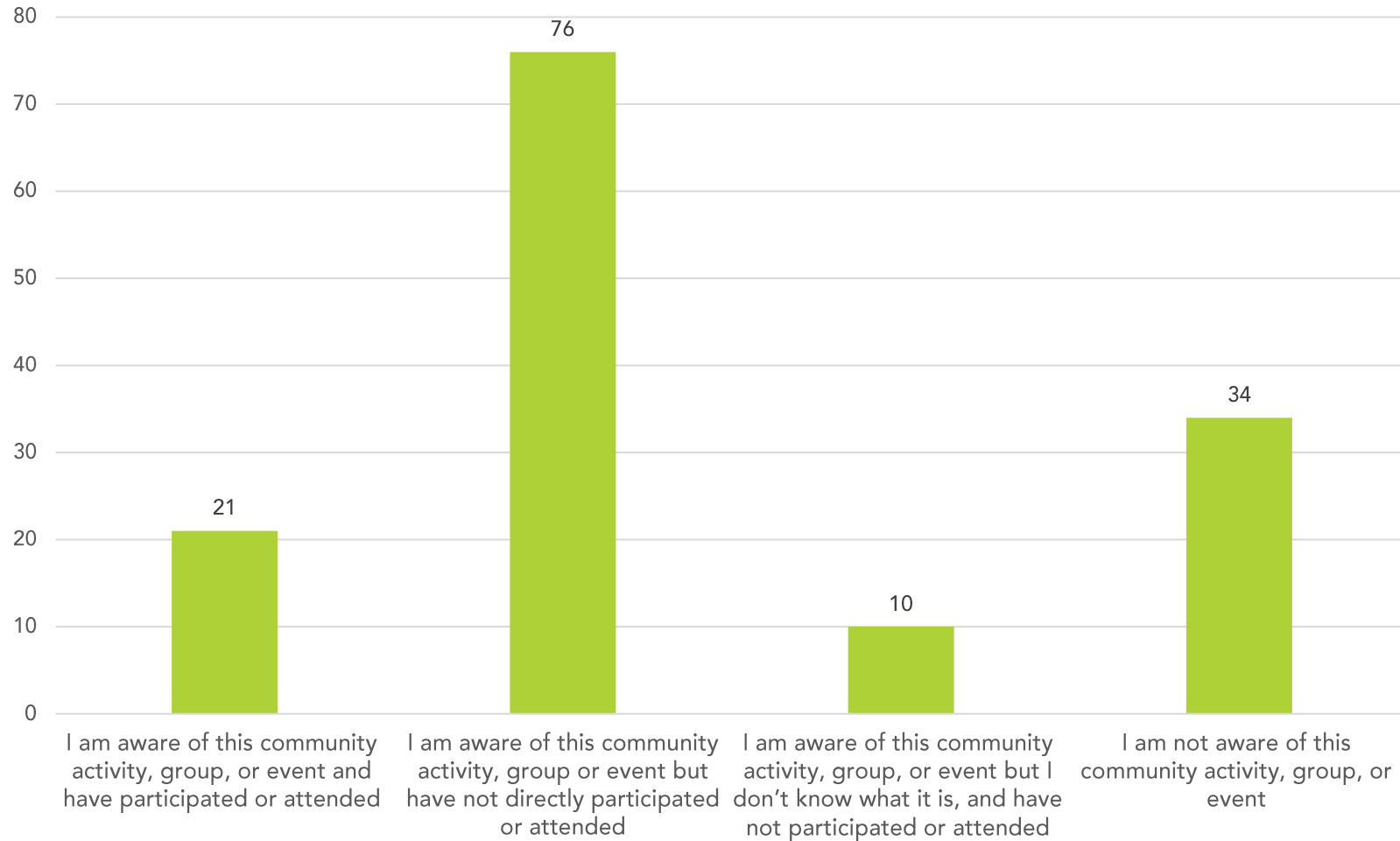
Activity	July 3rd Party
Great fun	34
Good for the environment	5
I like the community feeling	52
It adds to the beauty of the community	6
Opportunity to socialize	52
Public service	7
Helps support local businesses	5
Other reason	0

Activity	July 3rd Party
Too much noise	0
Too much traffic	0
Not enough appropriate parking	0
Seems dangerous	0
Needs better organization	0
Don't like being asked to participate	0
Don't like being asked to donate	0
It's not at a convenient time of day	0
It causes anxiety for my family members or my pets	0
Environmental concerns	0
Seems expensive	0
Other reason	3

Awareness of Boston Harbor Community Activities – National Night Out

76% of participants are aware of the National Night Out and 15% have participated.

Q8 The Boston Harbor has several organized activities, groups, or events annually. Some are organized by the Boston Harbor Association Board of Directors, and some are organized by individual community members. For each of the following community activities, groups, or events please indicate your level of awareness.



N = 141

■ National Night Out

Feelings/Opinions Regarding Boston Harbor Community Activities – National Night Out

Q9 For each of the following activities, groups, or events, which of the following statements best capture your feelings/opinion?

Q10 For each of the following activities, groups, or events, please indicate the reasons you feel moderately or strongly negative. Please select all that apply.

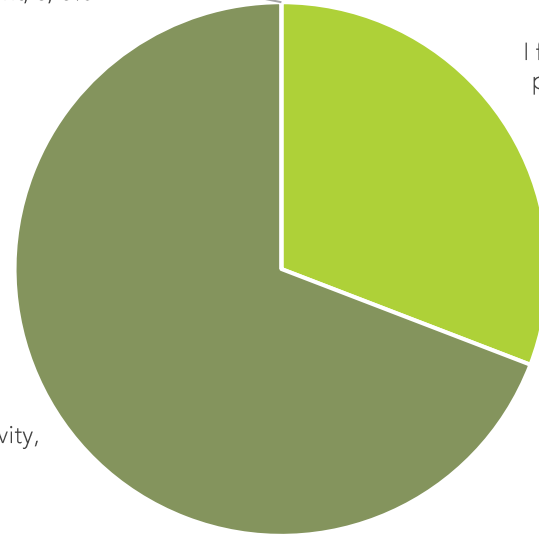
Q11 For each of the following activities, groups, or events, please indicate the reasons you feel moderately or strongly positive. Please select all that apply.

N = 107

I feel moderately or strongly negative about this activity, group, or event, 0, 0%

I feel moderately or strongly positive about this activity, group, or event, 33, 31%

I feel neutral about this activity, group, or event, 74, 69%



Positive

Activity	National Night Out
Great fun	10
Good for the environment	1
I like the community feeling	21
It adds to the beauty of the community	2
Opportunity to socialize	19
Public service	17
Helps support local businesses	3
Other reason	0

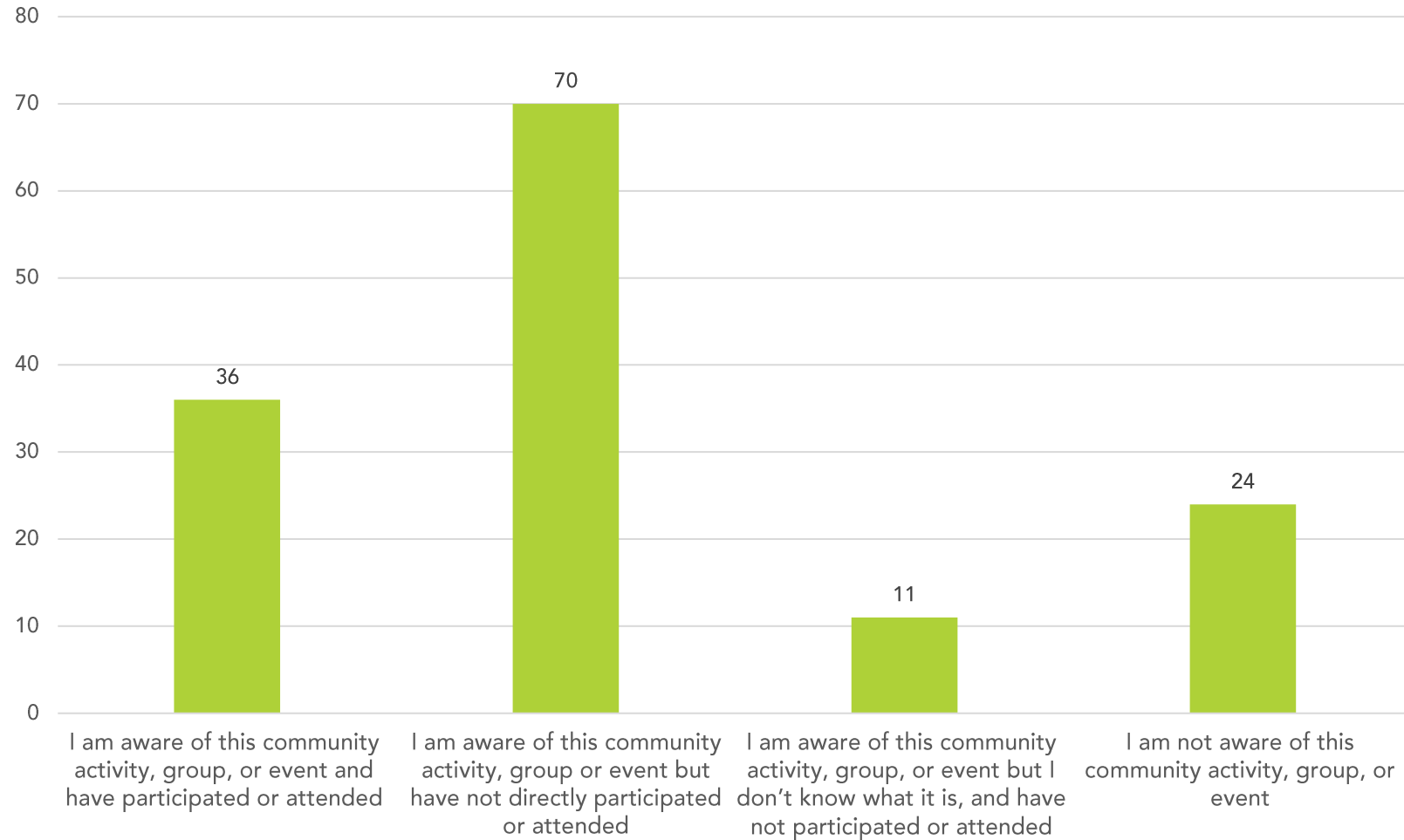
Negative

Activity	National Night Out
Too much noise	0
Too much traffic	0
Not enough appropriate parking	0
Seems dangerous	0
Needs better organization	0
Don't like being asked to participate	0
Don't like being asked to donate	0
It's not at a convenient time of day	0
It causes anxiety for my family members or my pets	0
Environmental concerns	0
Seems expensive	0
Other reason	0

Awareness of Boston Harbor Community Activities – Sewer Sisters

83% or participants are aware of the Sewer Sisters and 26% have participated.

Q8 The Boston Harbor has several organized activities, groups, or events annually. Some are organized by the Boston Harbor Association Board of Directors, and some are organized by individual community members. For each of the following community activities, groups, or events please indicate your level of awareness.



N = 141

■ Sewer Sisters

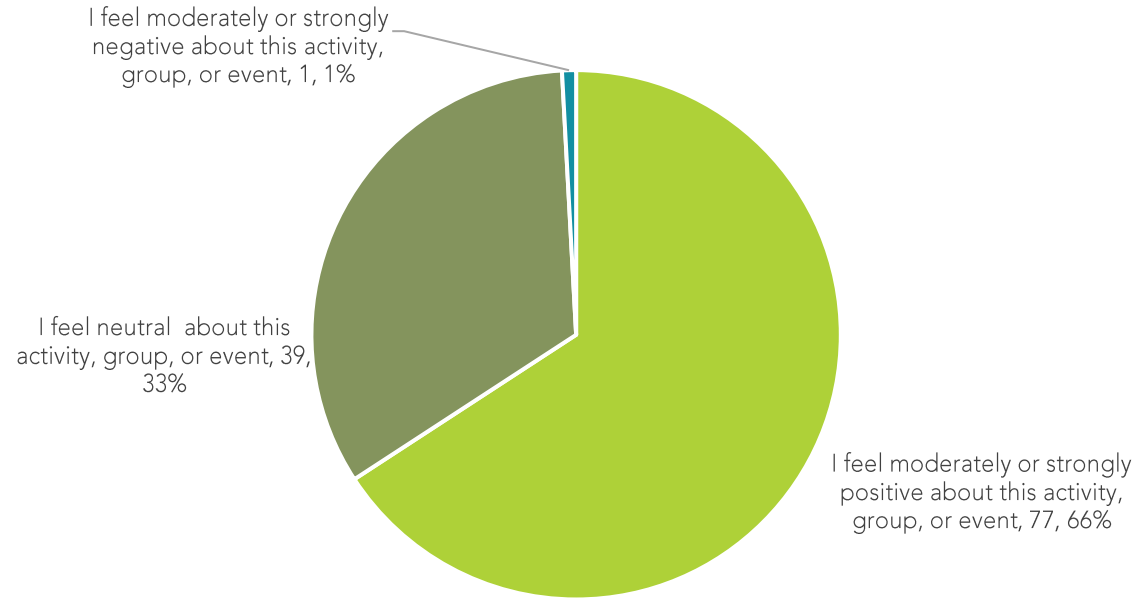
Feelings/Opinions Regarding Boston Harbor Community Activities – Sewer Sisters

Q9 For each of the following activities, groups, or events, which of the following statements best capture your feelings/opinion?

Q10 For each of the following activities, groups, or events, please indicate the reasons you feel moderately or strongly negative. Please select all that apply.

Q11 For each of the following activities, groups, or events, please indicate the reasons you feel moderately or strongly positive. Please select all that apply.

N = 117



Positive

Activity	Sewer Sisters
Great fun	17
Good for the environment	37
I like the community feeling	49
It adds to the beauty of the community	56
Opportunity to socialize	36
Public service	28
Helps support local businesses	6
Other reason	0

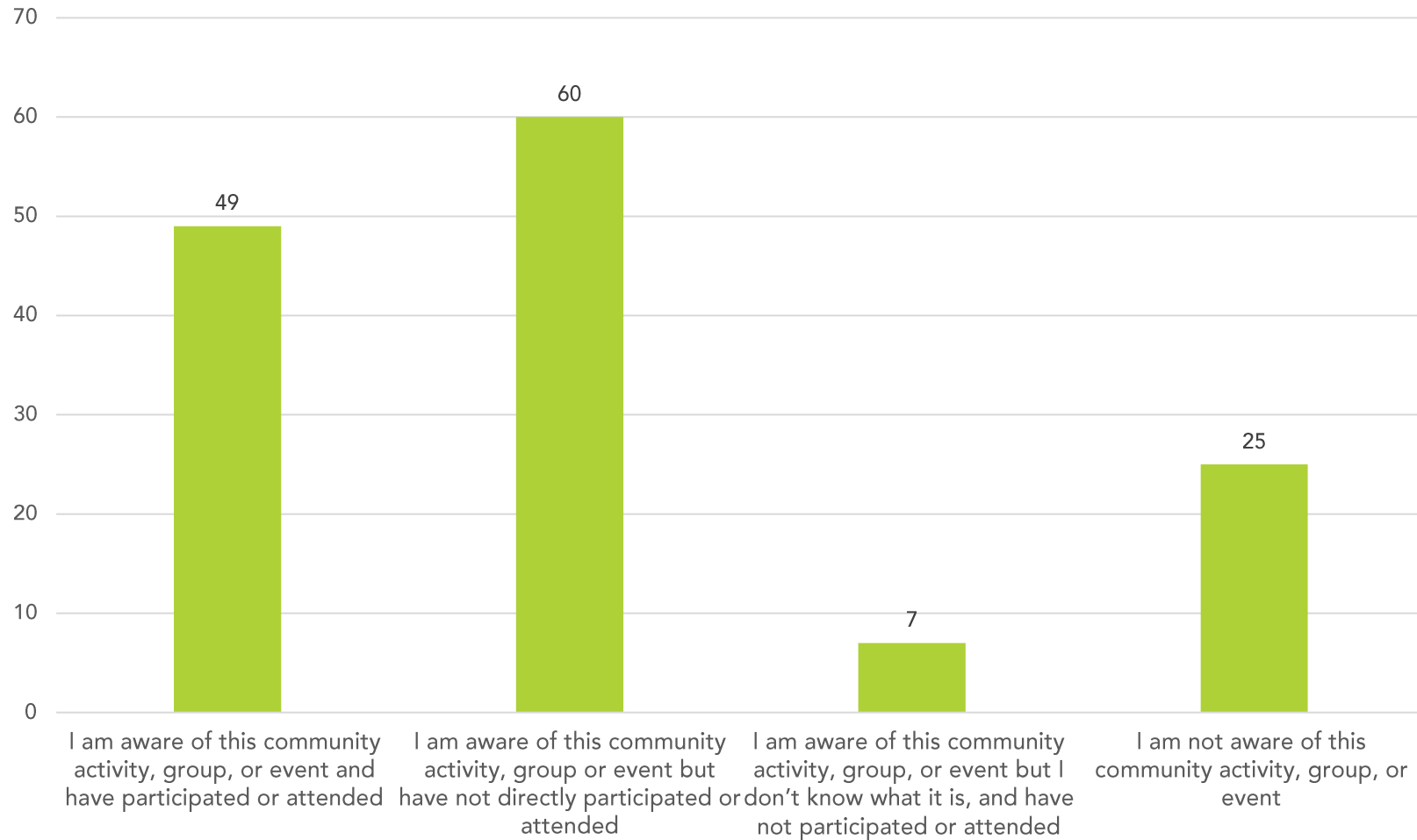
Negative

Activity	Trash Pickup
Too much noise	0
Too much traffic	0
Not enough appropriate parking	0
Seems dangerous	0
Needs better organization	1
Don't like being asked to participate	0
Don't like being asked to donate	0
It's not at a convenient time of day	0
It causes anxiety for my family members or my pets	0
Environmental concerns	0
Seems expensive	0
Other reason	0

Awareness of Boston Harbor Community Activities – Harbor Stories

82% or participants are aware of the Harbor Stories and 35% have participated.

Q8 The Boston Harbor has several organized activities, groups, or events annually. Some are organized by the Boston Harbor Association Board of Directors, and some are organized by individual community members. For each of the following community activities, groups, or events please indicate your level of awareness.



N = 141

■ Harbor Stories

Feelings/Opinions Regarding Boston Harbor Community Activities – Harbor Stories

Q9 For each of the following activities, groups, or events, which of the following statements best capture your feelings/opinion?

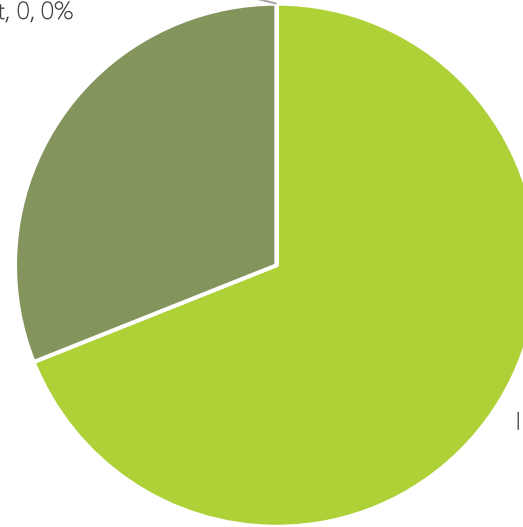
Q10 For each of the following activities, groups, or events, please indicate the reasons you feel moderately or strongly negative. Please select all that apply.

Q11 For each of the following activities, groups, or events, please indicate the reasons you feel moderately or strongly positive. Please select all that apply.

N = 116

I feel moderately or strongly negative about this activity, group, or event, 0, 0%

I feel neutral about this activity, group, or event, 36, 31%



I feel moderately or strongly positive about this activity, group, or event, 80, 69%

Positive

Activity	Sewer Sisters
Great fun	40
Good for the environment	0
I like the community feeling	66
It adds to the beauty of the community	9
Opportunity to socialize	45
Public service	12
Helps support local businesses	14
Other reason	0

Negative

Activity	Trash Pickup
Too much noise	0
Too much traffic	0
Not enough appropriate parking	0
Seems dangerous	0
Needs better organization	0
Don't like being asked to participate	0
Don't like being asked to donate	0
It's not at a convenient time of day	0
It causes anxiety for my family members or my pets	0
Environmental concerns	0
Seems expensive	0
Other reason	0

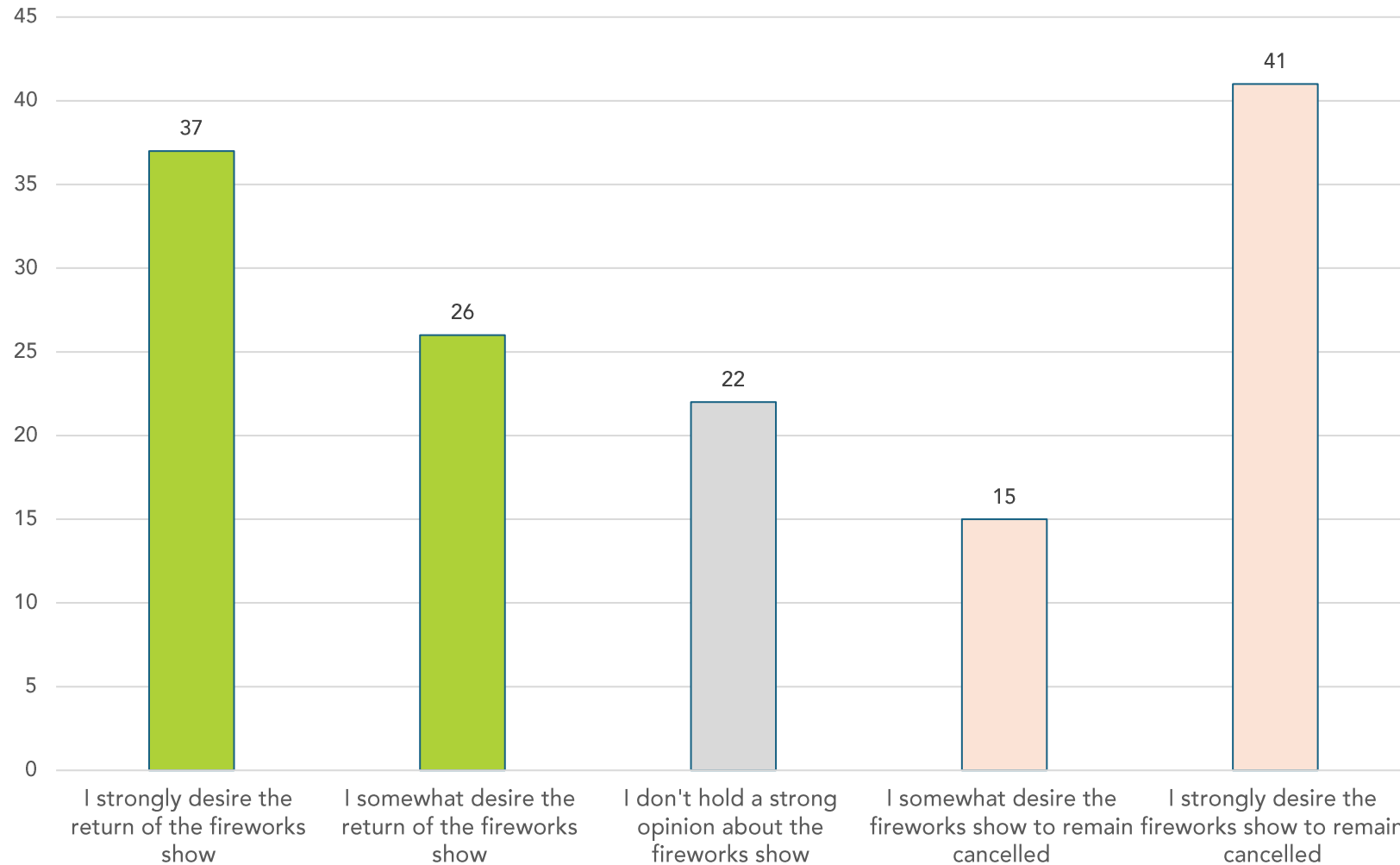
Boston Harbor Community Activities – Sentiments Regarding July 3rd Boston Harbor Fireworks

Participants sentiments regarding the fireworks show are mixed, with slightly more participants at least somewhat desiring the return of the fireworks show.

Q12 In 2025 there was not a July 3rd Fireworks show organized by the Boston Harbor Association. At this time, the Boston Harbor Association would like to understand the community sentiment regarding this. Which of the following best characterizes your opinion regarding the organized fireworks show in Boston Harbor Community.

N = 141

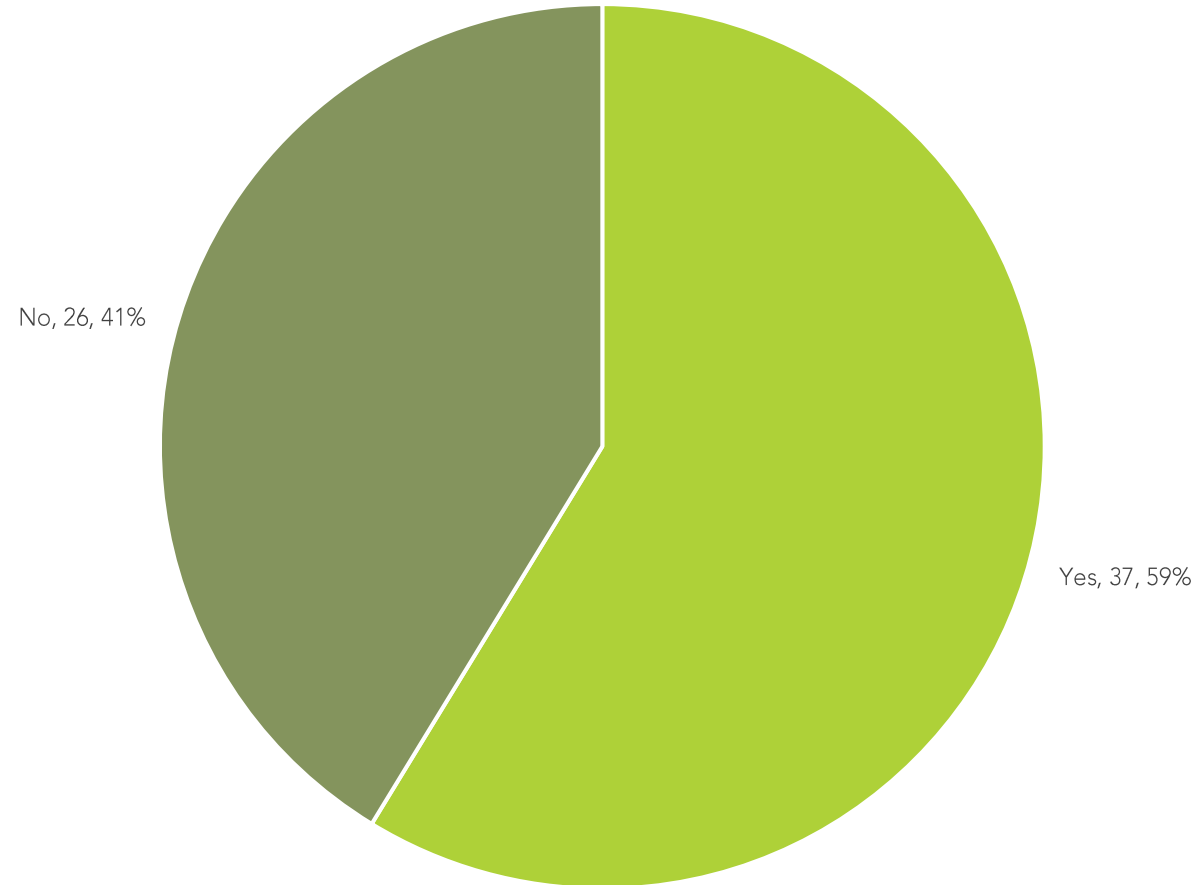
Fireworks Sentiment in 2025



Boston Harbor Community Activities – Sentiments Regarding July 3rd Boston Harbor Fireworks

Of the 63 participants desiring the return of the fireworks show, 37 indicated they are willing to donate time and effort in raising the necessary \$50,000 in funds.

Q13 Are you willing to actively participate (i.e., donate time and effort) in fundraising to pay for a professional fireworks event if the fireworks were to return? We estimate the fundraising target will be ~\$50,000 to fund the show.



N = 63

Boston Harbor Community Activities – Suggested Future Activities

Participants also suggested other community activities and opinions as shown here:

Q14 What other activities, groups, or events would you like to see in the Boston Harbor Community?

Community Activity & Engagement Summary

Community feedback highlights strong interest in activities that **build connection, support families, protect the environment, and strengthen local resilience**, while maintaining the character and livability of the neighborhood.

Community Events & Social Connection

Residents value opportunities to gather socially through block parties, movie nights, winter potlucks, trivia and tasting events, home tours, and off-season activities. There is interest in creating walkable community experiences, such as walking paths with reflection benches and designated gathering points that encourage informal interaction.

Arts, Culture & Music

There is broad support for expanding arts and cultural programming, including art shows, non-curated art and craft fairs, classical and diverse music performances, marina or house concerts, and a potential arts festival in the park. Residents also expressed interest in preserving local history, such as recording and sharing Harbor Stories online.

N = 48

Boston Harbor Community Activities – Suggested Future Activities

Participants also suggested other community activities and opinions as shown here:

Q14 What other activities, groups, or events would you like to see in the Boston Harbor Community?

Family, Youth & Education

Families would like more kid-focused and intergenerational activities, including bike parades, bike-to-school programs, youth triathlons, and outdoor education. Partnerships with Boston Harbor Elementary were suggested for marine science, cultural education, and place-based learning that uses the local environment.

Fireworks & Holiday Celebrations

Feedback on fireworks is mixed but engaged. Many residents support continuing a July 3rd or 4th celebration at a **more modest scale**, emphasizing safety, cost transparency, and community volunteer involvement. Some expressed concerns about cost, crowd management, and neighborhood impacts, while others remain willing to help fund or volunteer if appropriate safeguards are in place.

Environmental Stewardship & Conservation

Environmental care is a strong priority. Residents support beach cleanups, habitat and tree protection, water quality protection, trail building, Earth Day activities, and education on reducing chemical use. Conservation efforts are viewed as both educational and community-building.

N = 48

Boston Harbor Community Activities – Suggested Future Activities

Participants also suggested other community activities and opinions as shown here:

Q14 What other activities, groups, or events would you like to see in the Boston Harbor Community?

Health, Safety & Preparedness

There is interest in promoting both physical and mental health, along with neighborhood safety initiatives such as a safety watch program and disaster preparedness planning. Residents want better coordination and education to help neighbors support one another during emergencies when services may be limited.

Marina & Waterfront Activities

The marina is widely seen as a vital community hub. Residents support marina events, music, and waterfront recreation such as paddleboard, kayak, swim, or fishing events, while also noting concerns about congestion and balancing regional draw with neighborhood quality of life.

Communication, Infrastructure & Advocacy

Residents expressed strong interest in improved communication, including a neighborhood newsletter, a hyperlocal online platform for coordination and mutual aid, and timely updates on local policy and development. Infrastructure ideas include group-bid landscaping services, shared dumpsters after garage sales, and exploring the creation of a community center. Advocacy for parks, schools, the marina, water quality, and responsible development remains a priority.

N = 48

Boston Harbor Community Activities – Summary of Suggested Future Activities

Participants also suggested other community activities and opinions as shown here:

Q14 What other activities, groups, or events would you like to see in the Boston Harbor Community?

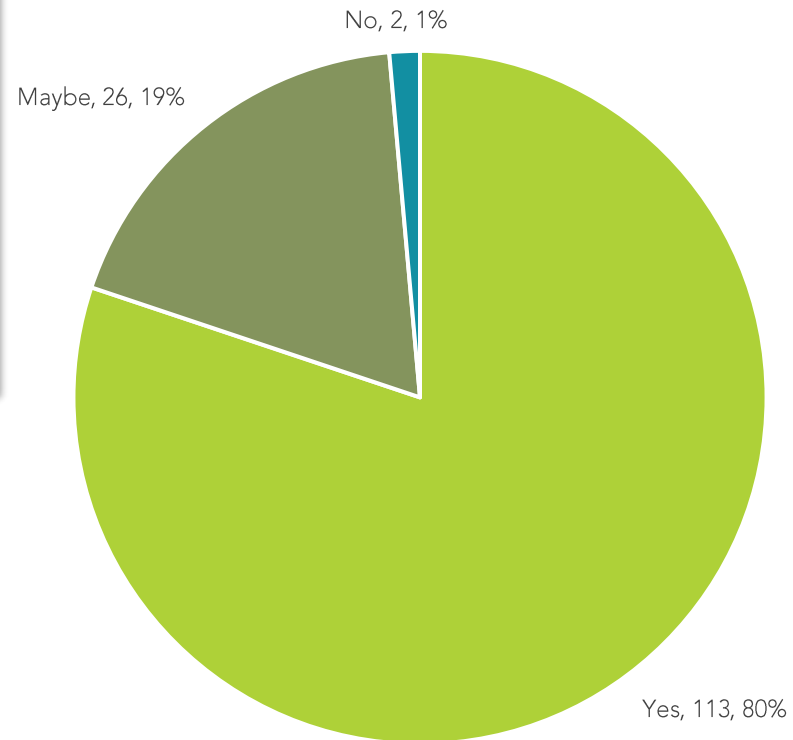
Overall, the community seeks **inclusive, lower-impact, well-communicated activities** that strengthen relationships, support families, protect the environment, and preserve the unique character of the neighborhood.

N = 48

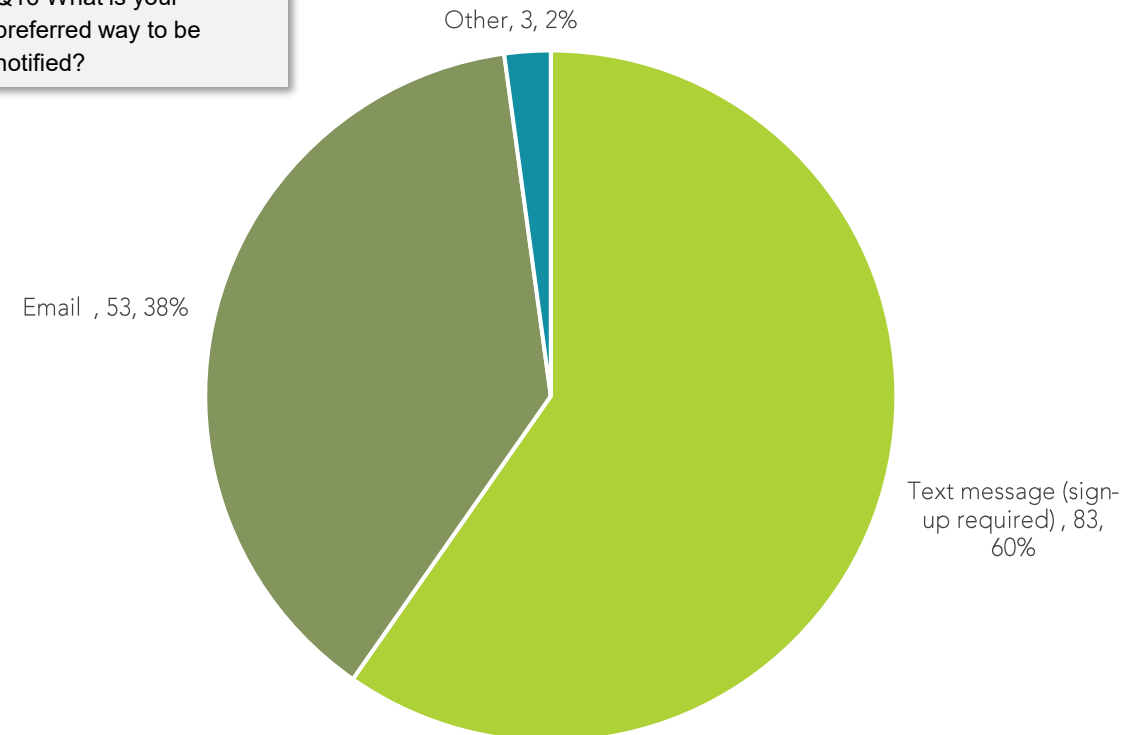
Real-time Notification System for Boston Harbor Neighborhood

80% of participants indicated that they believe it is valuable to have a real-time notification system for Boston Harbor, with text message being the most preferred method of communication.

Q15 Recently the Boston Harbor community had some unexpected events such as an unscheduled water outage, and a daylight cougar sighting in Burfoot Park and Woodard Bay Park. Do you think it would be valuable to be notified of such events in real-time as they are happening?



Q16 What is your preferred way to be notified?

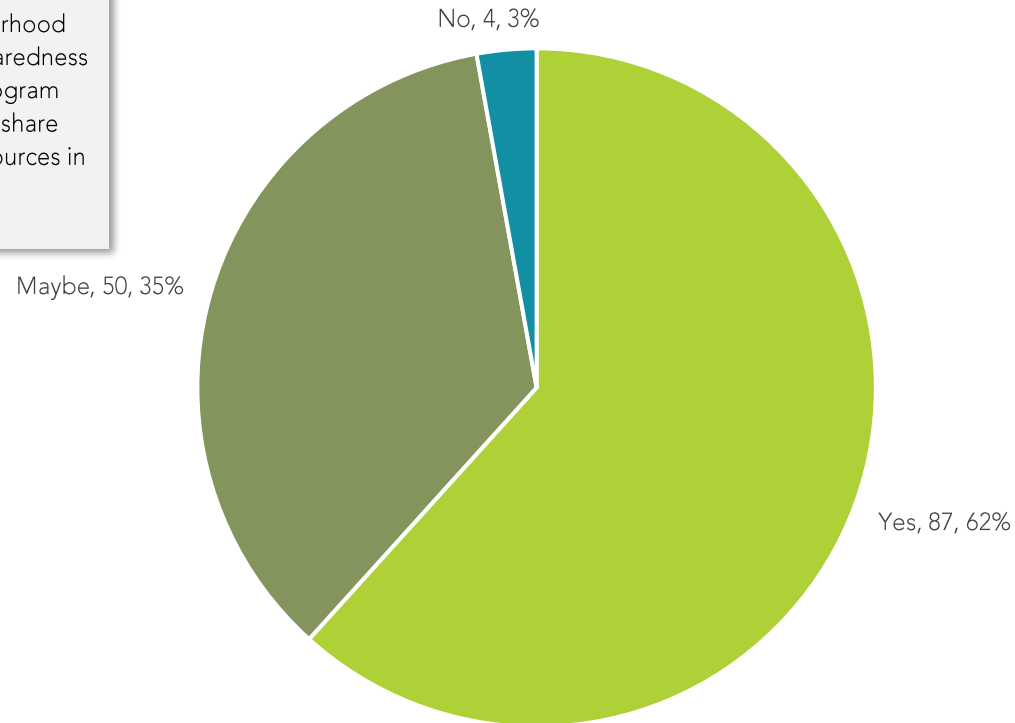


N = 141

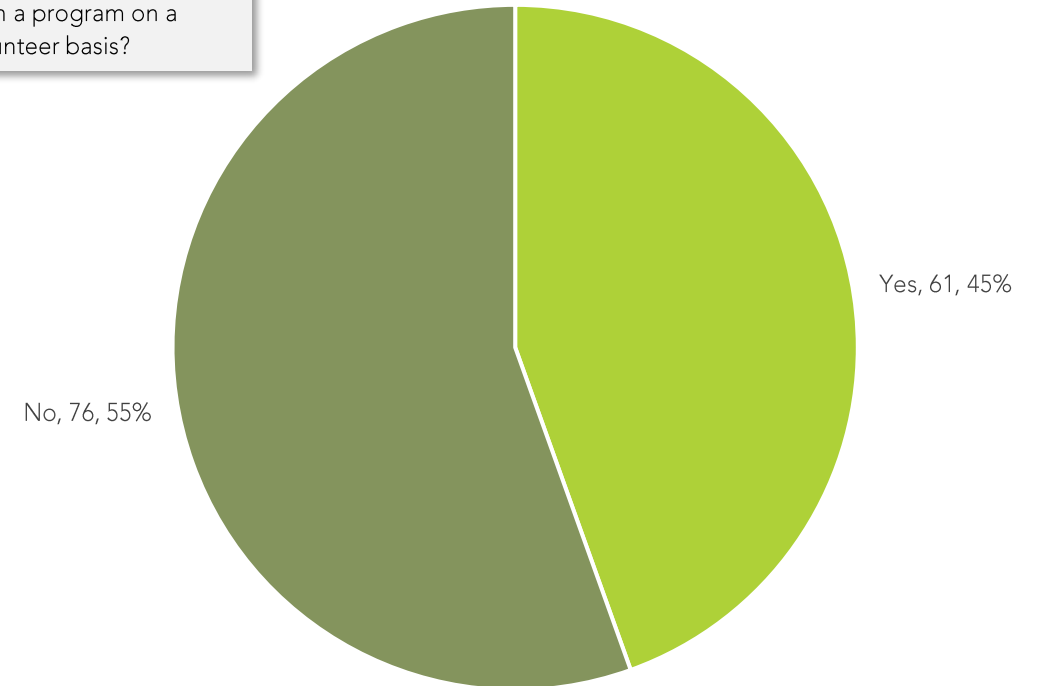
Emergency Preparedness Response System for Boston Harbor Neighborhood

62% of participants indicated interest in an emergency preparedness system for Boston Harbor, and 45% are willing to help implement such a system.

Q17 Are you interested in having a neighborhood emergency preparedness and response program where neighbors share contacts and resources in the event of an emergency?



Q18 Are you interested in helping to implement such a program on a volunteer basis?



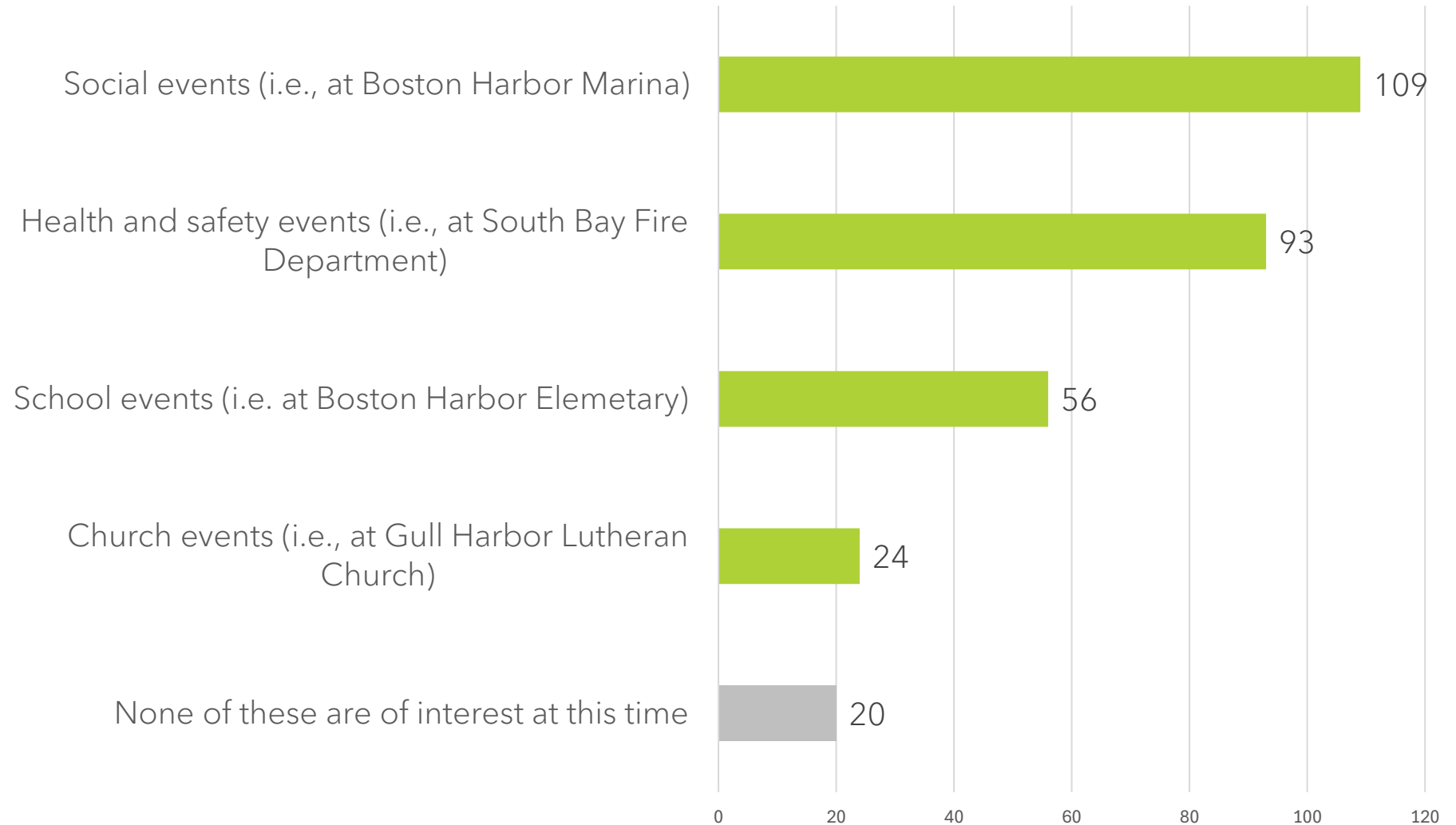
N = 141

Interest in Other Non-BHA Events for Boston Harbor Neighborhood

Interest in other non-Boston Harbor Association events received mixed levels of interest, with social and health & safety events gaining the most attention.

Q19 Are you interested in learning more about any other events that are not coordinated by the Boston Harbor Association, including opportunities for gatherings or fellowship at localities in or near the Boston Harbor community? Please select all that apply.

N = 141



Survey Comments – Verbatim Responses by Topic and Sentiment

Positive, neutral, and negative verbatim comments are grouped into categories below:

Q20a.1 If you would like to share any other comments or suggestions (including constructive criticism and/or praise), please use this space.

Community Events

Positive

- “Absolutely love living here and being a part of the Boston Harbor community. Would be great to see some kind of event around dogs.”
- “Boston Harbor is a wonderful community. I appreciate the effort to foster positive relationships among neighbors.”
- “Great job in organizing events and keeping us informed. Thanks so much.”
- “Lived here 45 years. Love the community, used to be much more tight knit. Not able to be depended on to attend many events on a regular basis.”
- “We greatly appreciate the efforts of our BHA volunteers! The events help make it feel like such a connected community. Thank you!”

Neutral

- “An annual New Neighbor event. But not a BHA recruiting event. Maybe something that is more social.”

Negative

- “I feel that the BH community association does a poor job selecting events. There is a big difference between loud events and noisy ones.”

N = 141

Survey Comments – Verbatim Responses by Topic and Sentiment

Positive, neutral, and negative verbatim comments are grouped into categories below:

Q20a.1 If you would like to share any other comments or suggestions (including constructive criticism and/or praise), please use this space.

Fireworks

Positive

- “Please bring back the fireworks! :)”
- “The fireworks show is great, but maybe one more year without them would help reduce the size from surrounding areas not attending. It just got too big.”
- “I want to thank everyone who works so hard to make BH the right place to live. We stand with the Executive Director and her staff. Thanks again for all you do!”
- “I don’t think we need an event coordinator for the fireworks. There should have been a meeting where the fireworks were discussed or I would have attended.”
- “Boston Harbor is a wonderful community. I hope we can bring back fireworks again in the future.”

Neutral

- “Again, a low key, low cost fireworks show would be fantastic.”
- “I feel the community needs to know the cost of fireworks so that they can ‘vote’ accordingly.”
- “The last question on the survey is asking for donations. When I don’t know how the money is being used, I am hesitant to donate.”
- “This is generally a well-designed survey. Regarding the fireworks, I am strongly negative mainly because of the cost to the Association.”

N = 141

Negative

- “I am no longer pro-fireworks. The fireworks we had were not family friendly.”
- “I definitely do not want the fireworks to return.”

Survey Comments – Verbatim Responses by Topic and Sentiment

Positive, neutral, and negative verbatim comments are grouped into categories below:

Q20a.1 If you would like to share any other comments or suggestions (including constructive criticism and/or praise), please use this space.

Governance & Board

Positive

- “Appreciate all that you are doing. We will be better for it.”
- “Thank you for volunteering on the Board and all the work that you do.”
- “The BHA board is doing a great job bringing the community together.”

Neutral

- “As a former BHA board member, I am impressed with the progress that has been made.”
- “Nice job BHA.”
- “Just a compliment that putting a sandwich board with announcements at Sewer Corner and Woodard Bay is a good development.”

N = 141

Survey Comments – Verbatim Responses by Topic and Sentiment

Positive, neutral, and negative verbatim comments are grouped into categories below:

Q20a.1 If you would like to share any other comments or suggestions (including constructive criticism and/or praise), please use this space.

Community & Neighbors

Positive

- “I am super busy raising young kids and don’t have a lot of extra time, but I love living here and this is an amazing community to be part of.”
- “Love this community!”
- “Thank you for being wonderful neighbors. I love that it is a place where people look out for each other.”
- “This is a nice spot to have landed in. I appreciate you and your time and effort invested.”

Neutral

- “Regarding the community garage sale, could the hours be 9am–3pm?”
- “There needs to be a coordinated way to alert neighbors to the presence of whales in the bay.”

Mixed

- “Boston Harbor is an amazing community. My greatest concern is safety. I want people to be safe, but before raising alarms get all the facts.”

N = 141

Survey Comments – Verbatim Responses by Topic and Sentiment

Positive, neutral, and negative verbatim comments are grouped into categories below:

Q20a.1 If you would like to share any other comments or suggestions (including constructive criticism and/or praise), please use this space.

Traffic & Parking

Neutral

- “I think we need to be aware of events that impact the traffic on Boston Harbor Road and 73rd Avenue.”
- “Traffic and parking on the extension road to the paved road to Boston Harbor is confusing. I thought it was a restricted area for disabled folks.”

Negative

- “The issue of parking volume at times of marina events is dangerous because of the associated safety issues and property damage.”
- “Traffic on BHR is horrible!!! Very few people actually go 25 mph. Cars have almost hit us while we were trying to turn onto our drive. What can we do??”

Dues & Budget

Neutral

- “Dues are too low. Can’t afford to mail out anything to members without a raise in the dues.”

Survey Feedback

Positive

- “Great work all around. Thank you for the survey.”

N = 141

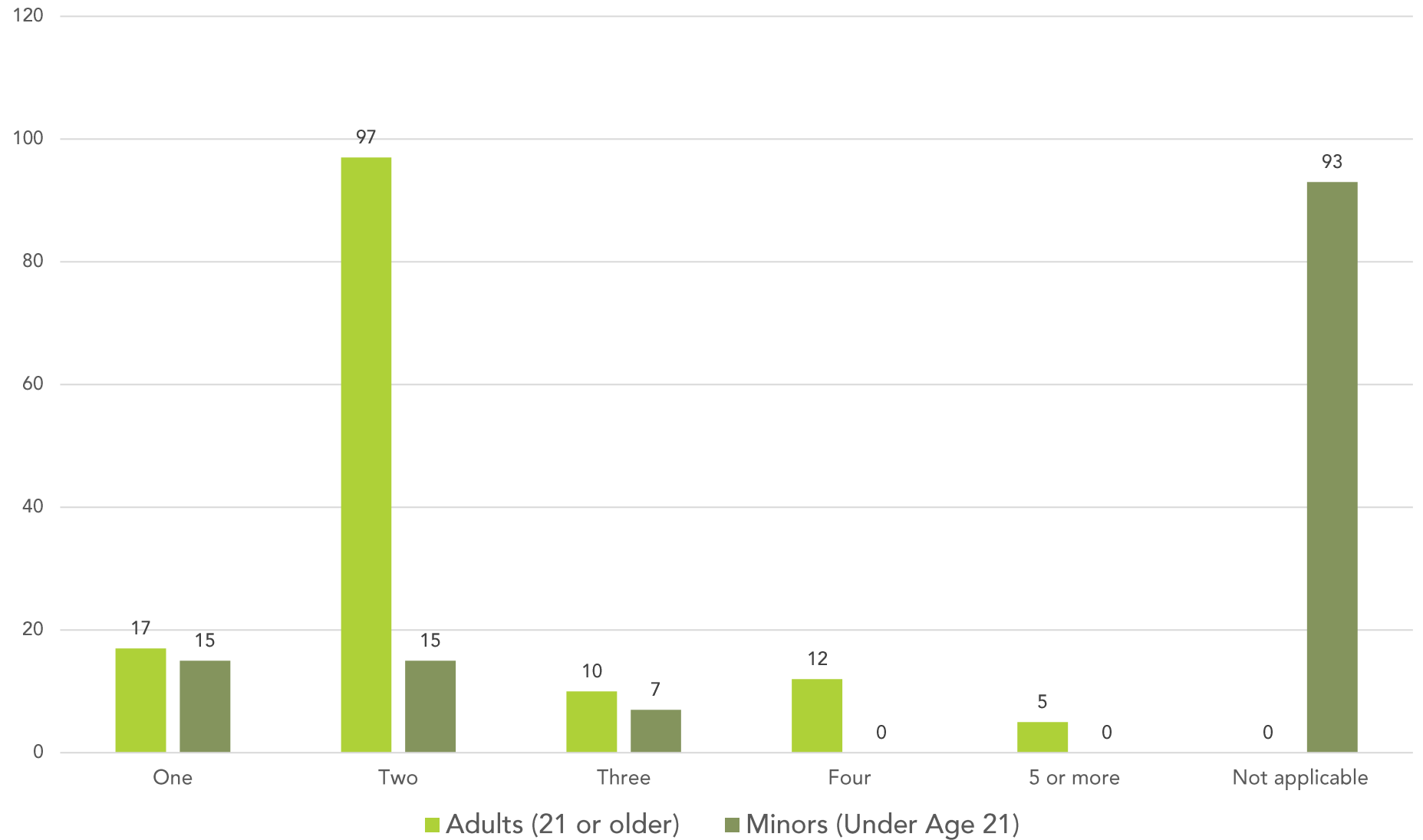
Participant Demographics

Annual Survey Nov-Dec, 2025



Household Demographics

Q20 How many people live in your household?



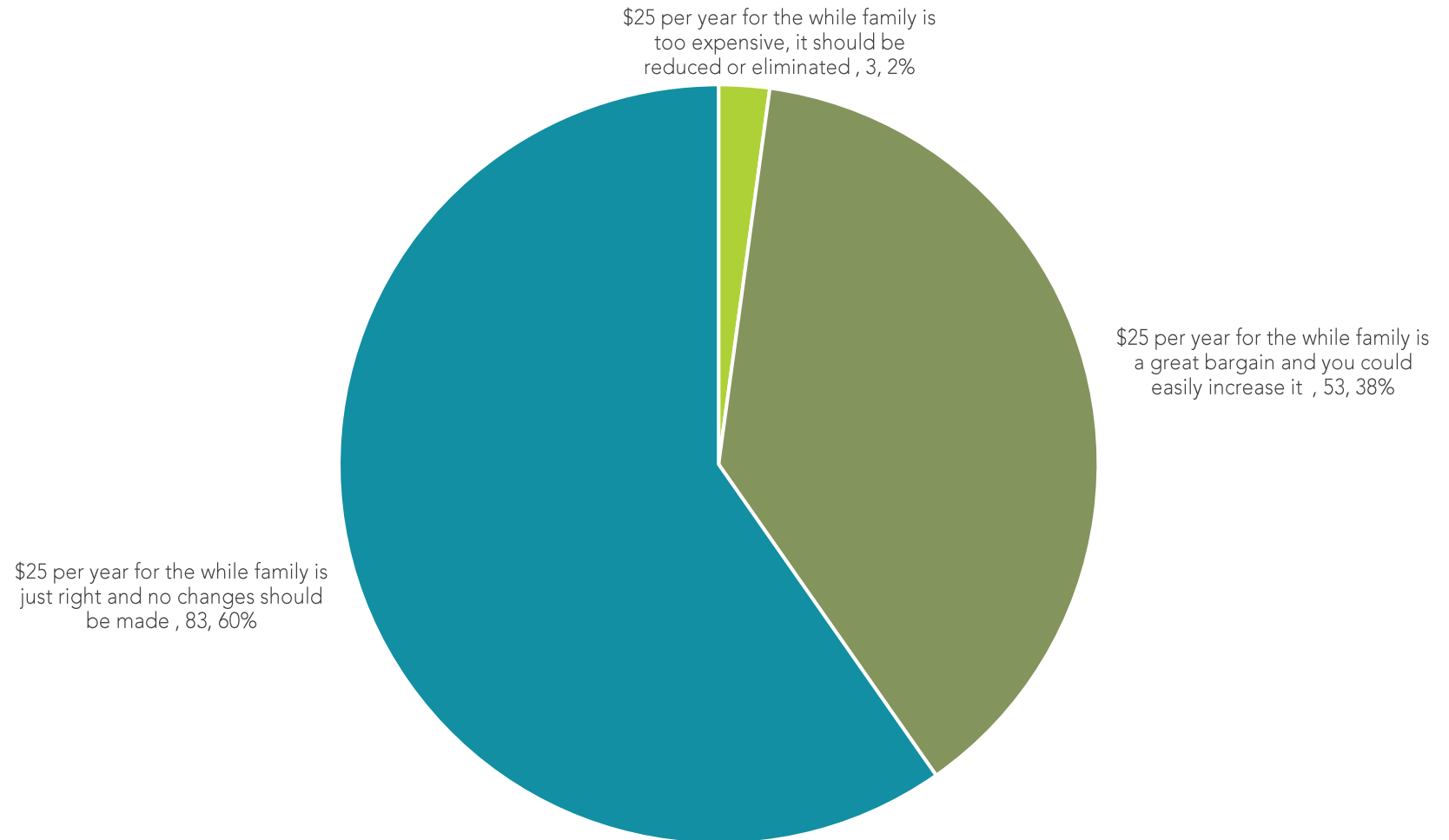
N = 141

Membership Dues in Boston Harbor Association

60% of participants are satisfied with the current dues for members of the Boston Harbor Neighborhood Association, while 38% suggest an increase.

Q21 The current annual Boston Harbor Neighborhood Association Membership dues are \$25 for the whole family. The membership fees collected help support various activities such as the July 3rd Bike Parade, Annual BBQ events, Boston Harbor Association website, newsletters, and other events. It also allows free access to food, beverages, and snacks for the whole family at selected events. Please indicate your sentiments regarding the annual dues.

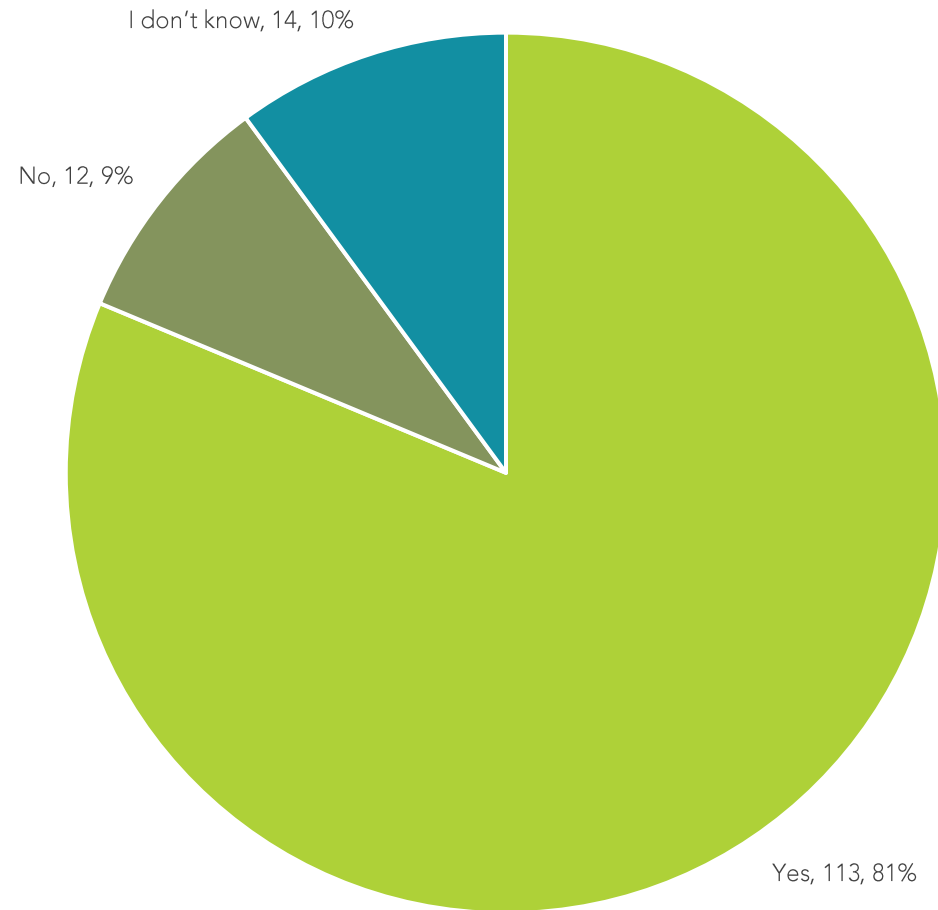
N = 139



Membership in Boston Harbor Association

81% of participants are also members of the Boston Harbor Neighborhood Association.

Q22 Are you a member of the Boston Harbor Neighborhood Association?

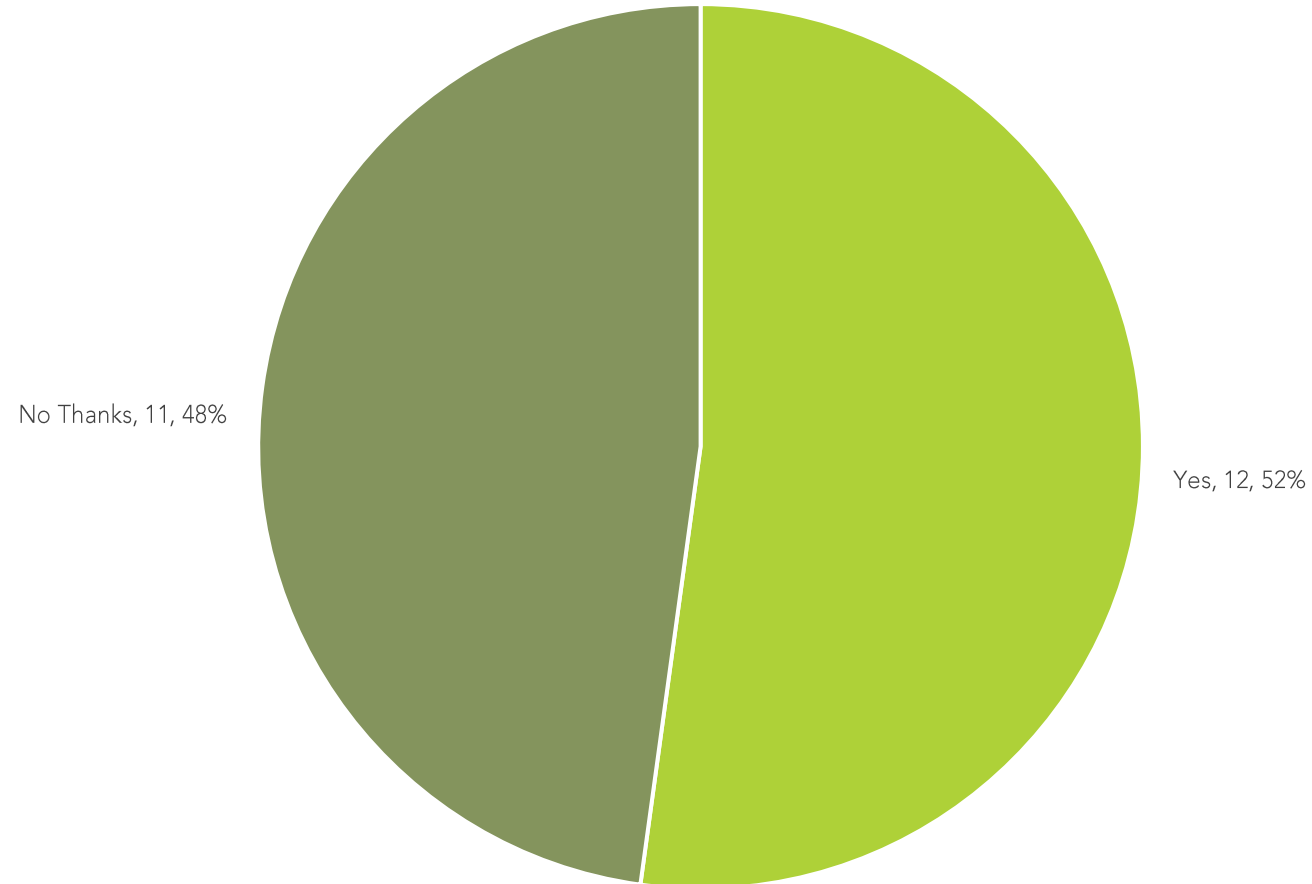


N = 139

Membership in Boston Harbor Association – Interest in Learning More?

12 participants were interested in learning more about the Boston Harbor Neighborhood Association.

Q23 Thank you for your participation in this community survey. Would you like to learn more and/or join the Boston Harbor Neighborhood Association? The membership is \$25 annually for the whole family.



N = 23

Make a Donation?

Q24 Thank you for your participation in this community survey, and for being a member of the Boston Harbor Neighborhood Association. This is the last question. Would you like to make a donation to the Boston Harbor Association for any of the following: July 3rd events, Burfoot Park Maintenance, IvyBeGone Team, Annual BHA Potluck/BBQ, and/or Annual Community Garage Sale?

N = 113

No thanks , 92, 81%

Yes (selecting yes will send you to the Boston Harbor Association donations page and your survey will be complete) , 21, 19%

