

Boston Harbor Association

Annual Survey November 1, 2024



Executive Summary of Survey Findings

102 total qualified participants answered 14 questions in September/October of 2024. Invitations to participate were sent via email (to community members that registered on the Boston Harbor Association email list) and over 696 postcards were sent via US Mail. All participants that responded to the survey remained anonymous.

- 105 people responded to the invitation. As required, all participants live or own in the Boston Harbor Community. 3 non-resident/non-owners were excluded from participation.
- 78% of participants have lived in or owned property in Boston Harbor for more than 5 years, and 48% have lived or owned for more than 15 years.
- 70% of participants have visited the Boston Harbor Association website, 57% have visited the Boston Harbor Nextdoor website, and 48% have visited the Boston Harbor Facebook Page. Of the 73 participants that have visited the Boston Harbor Association website, 85% have done so in 2024.
- 66% of all participants have read the Boston Harbor Association Newsletter in 2024.
- Awareness, participation, and opinions of eleven community activities were evaluated and the findings are summarized in the table below. See detailed Findings.

Activity	Aware of Activity	Have Participated	Feel Positive About Activity*	Have Concerns About Activity
Annual Meeting	93%	43%	59%	1%
Annual Garage Sale	96%	52%	54%	1%
Garden Tour	94%	52%	50%	0%
Green Bag Project	72%	34%	50%	0%
Picnic/Potluck	93%	49%	63%	0%
Roadside Trash Pickup	54%	13%	44%	0%
Ivy Be Gone	81%	31%	67%	2%
July 3rd Bike Parade	95%	54%	71%	2%
July 3rd Fireworks	99%	84%	60%	24%
National Night Out	67%	11%	31%	2%
Sewer Sisters	80%	30%	56%	0%

* Feel Positive About Activity

This column shows the % of *all* survey participants who felt positive about an activity, whether they were aware of the activity or not. For most activities, the rest of the participants felt neutral about it.

In the detail later in this report, the % of participants who felt positive about an activity will be higher than you see here. This is because the pie charts in the detail show the % of participants who felt positive about an activity *only if they were aware of* the activity.

Executive Summary of Survey Findings

- Participants also suggested other community activities and opinions as shown here:

Community Events

- "Walking the loop" partners club
- Fun run, bike ride, sail race, ski to sea type of thing, bonfire, polar plunge more regularly
- Bring back the cider press gathering
- Christmas light celebration with as many houses decorated as possible
- Craft show!
- Fall event
- More block parties and family-oriented activities
- More regular/weekly/monthly events, not just a big event every few months
- Movie or Game Nights
- "The 3rd of July fireworks and the Bike Parade are the 'staple' of BH community events..."
- "Too many rules for bike parade..."

Cultural and Artistic Offerings

- Art Exhibits, Poetry readings, music at the marina from different cultures
- "Artist open studio tour for our local Boston harbor artists"
- Marine life tours of docks; Bring back Sunday night sea chanties on the store deck
- Storytelling, invasive species community clean-up day
- Story time at the Marina

Executive Summary of Survey Findings

- Participants also suggested other community activities and opinions as shown here (continued):

Environmental and Health Initiatives

- Education for Healthy yards for a healthy Puget Sound
- Group to support park and greenspace expansion
- Group that works to protect marine environment and encourage ecotourism
- Create community food garden

Community Support and Engagement

- I liked it when community leaders/public officials come for briefings
- Non-parent school support programs
- I think that the Community should support the elementary school
- Neighborhood watch

Facilities and Infrastructure

- Pickleball courts
- Pickleball courts in Burfoot Park
- Sidewalks to the elementary school

Executive Summary of Survey Findings

- Participants also suggested other community activities and opinions as shown here (continued):

Community Preferences and Feedback

- Sometimes it's nice to walk alone, sometimes it's more motivation to grab a partner
- Definitely need categories of slow, med, fast
- We have the right amount of activities
- Fewer Friday/Saturday evening concerts at the marina
- Less loud music, fewer loud and fast boats
- We feel strongly about supporting our local Marina and all of the events

Concerns and Suggestions

- Don't need the community fireworks; concerns about traffic and safety
- The fireworks are hard on wildlife but I like the social aspect; suggest a drone show
- "N/A" and "Unsure" comments

Executive Summary of Survey Findings

- 65% of participants are also members of the Boston Harbor Neighborhood Association.
- 21 participants were interested in learning more about the Boston Harbor Neighborhood Association.

Detailed Findings

Annual Survey November 1, 2024



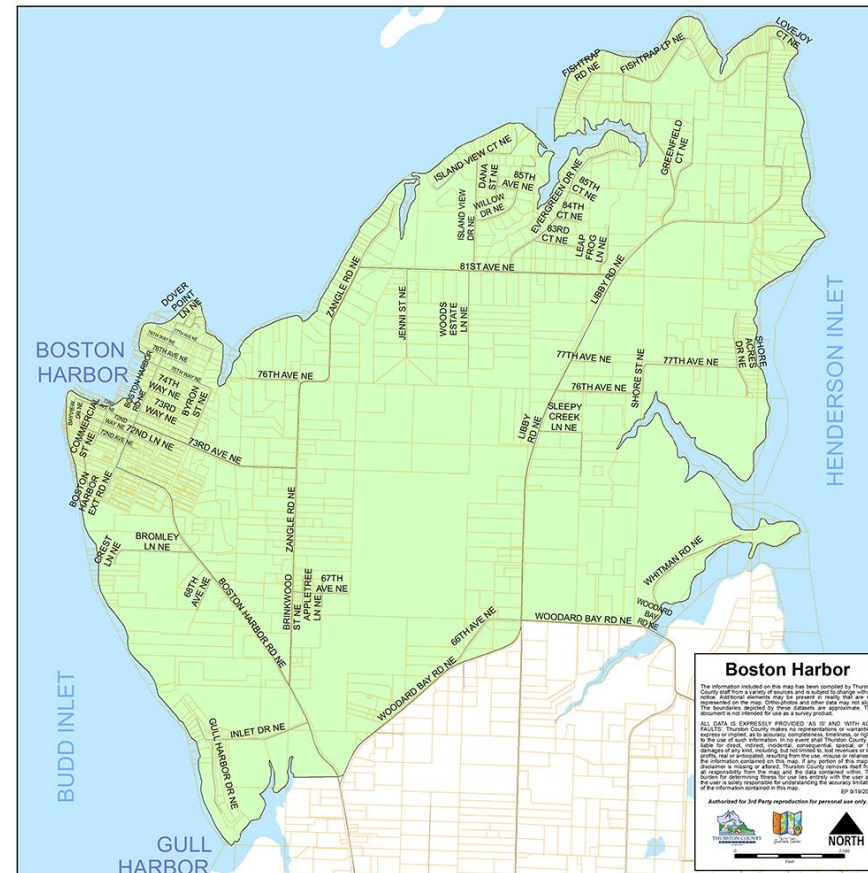
Qualifying Requirements – Living or Owning in Boston Harbor Community

Participants were shown the following map and the introductory statement and asked to answer the qualifying question

Thank you for participating in the Boston Harbor Community survey. This survey has been organized by the Boston Harbor Association to gather anonymous and unbiased input from the community. We plan to make the findings available to the community once complete.

PLEASE NOTE – while this survey does address various community activities, groups, and events, this is an information gathering activity only, and not a “vote” for or against anything.

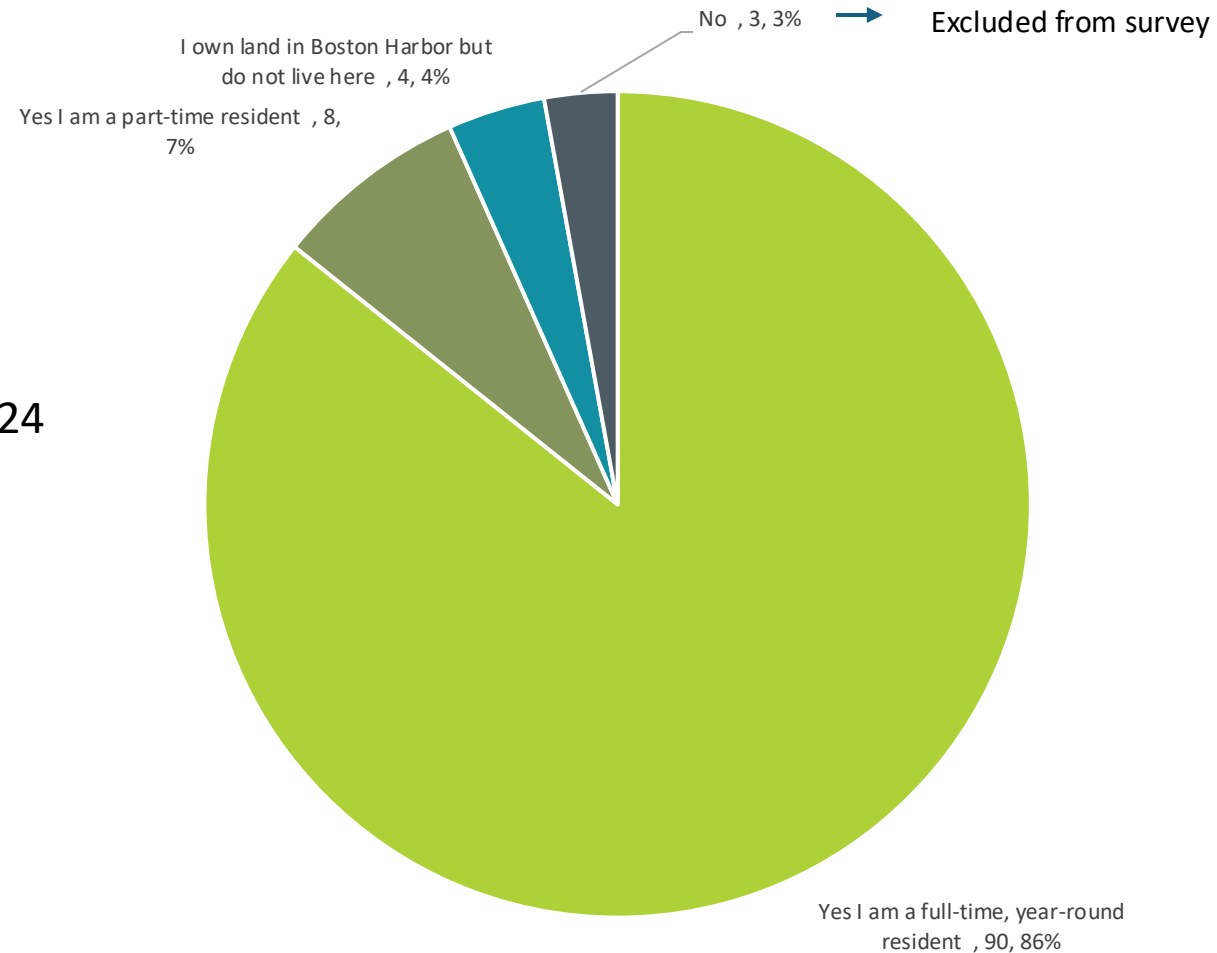
All participant’s answers will remain anonymous. Please refer to the map shown here when answering the next question. For the purposes of this survey, please consider the green portion of the map below to be the “Boston Harbor Community”.



Qualifying Requirements – Living or Owning in Boston Harbor Community

105 people responded to the invitation. As required, all participants live or own in the Boston Harbor Community. 3 non-resident/non-owners were excluded from participation.

Q1 Do you live in and/or own property in the Boston Harbor Community (i.e., green portion of map)?



Data was collected in Sep & Oct 2024

All data was collected from:

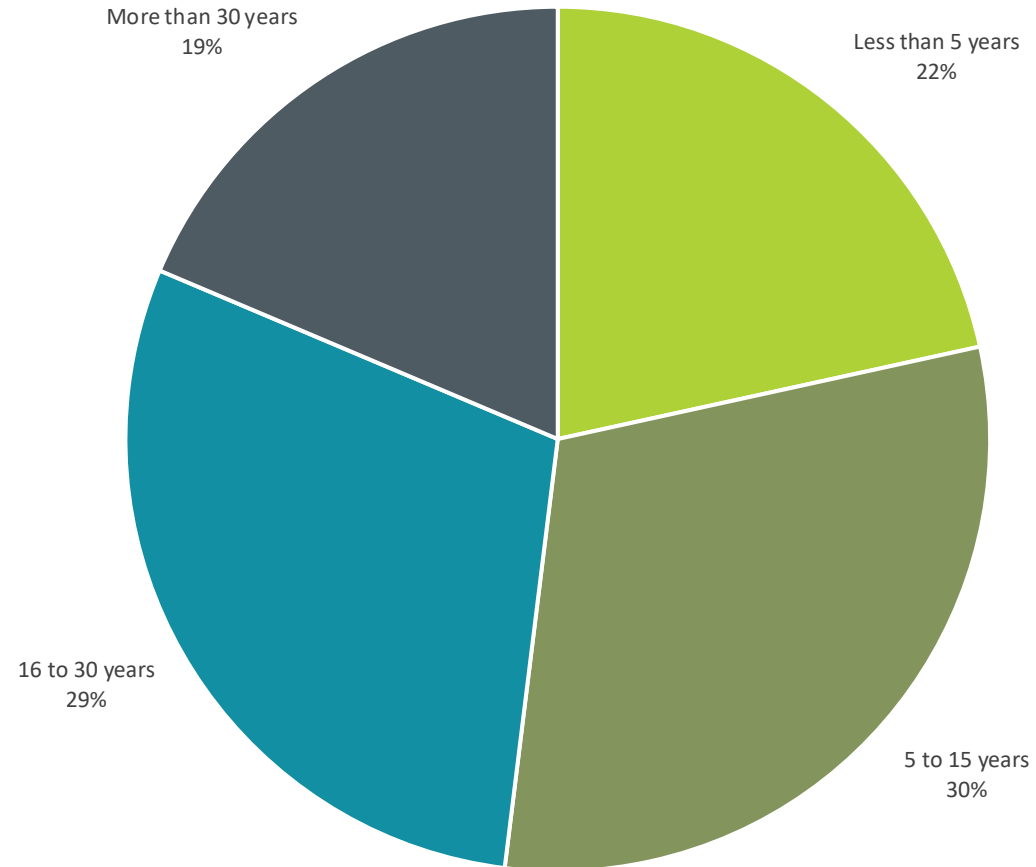
- BHA email list
- Neighborhood postcard mailing

N = 105

Time Living or Owning in Boston Harbor Community

78% of participants have lived in or owned property in Boston Harbor for more than 5 years, and 48% have lived or owned for more than 15 years.

Q2 How long have you lived in or owned property in the Boston Harbor community?

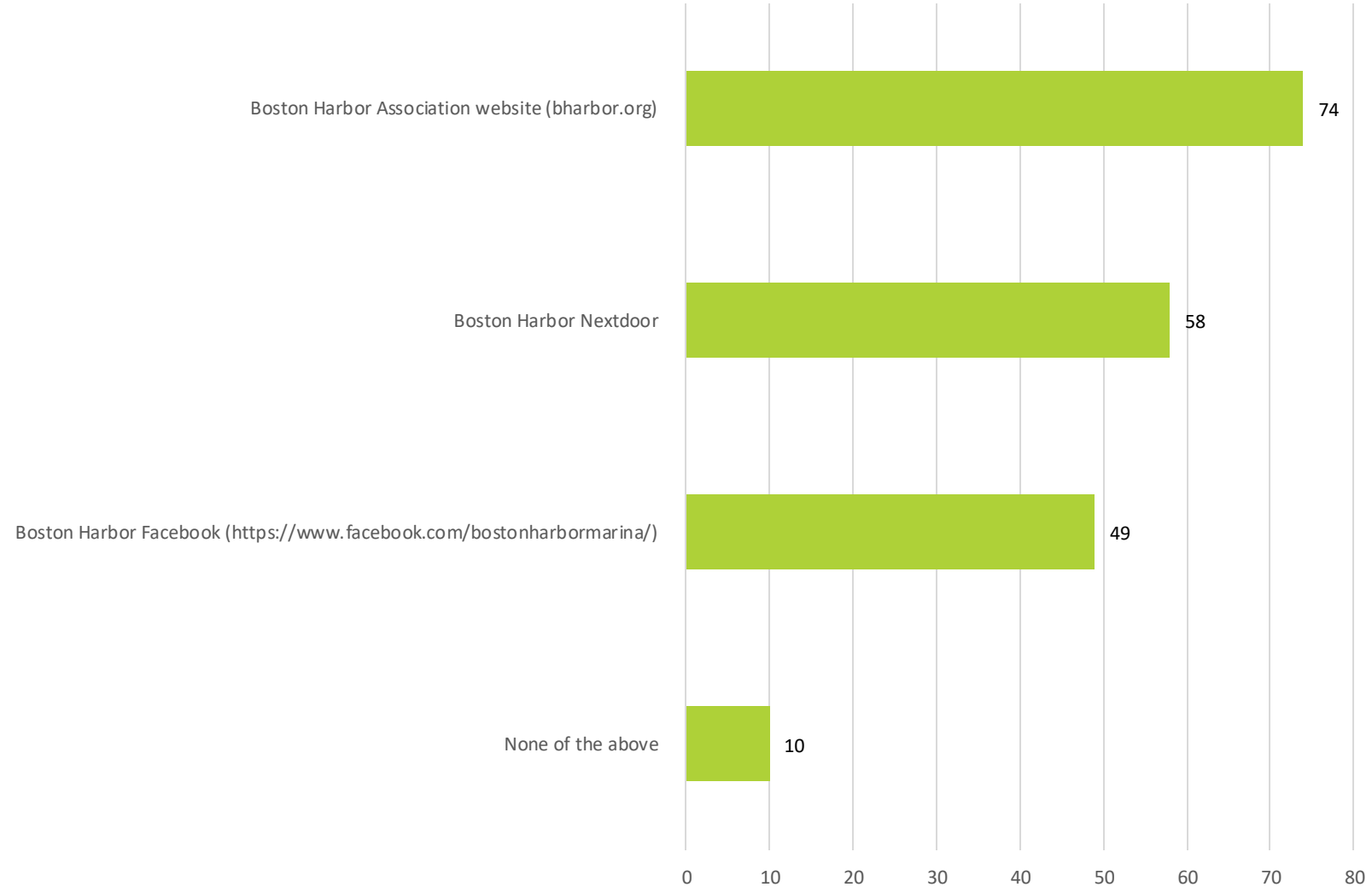


N = 102

Use of On-line Community Information Sources

70% of participants have visited the Boston Harbor Association website, 57% have visited the Boston Harbor Nextdoor website, and 48% have visited the Boston Harbor Facebook Page.

Q3 Which of the following Boston Harbor social media and online websites have you visited? Please select all that apply.

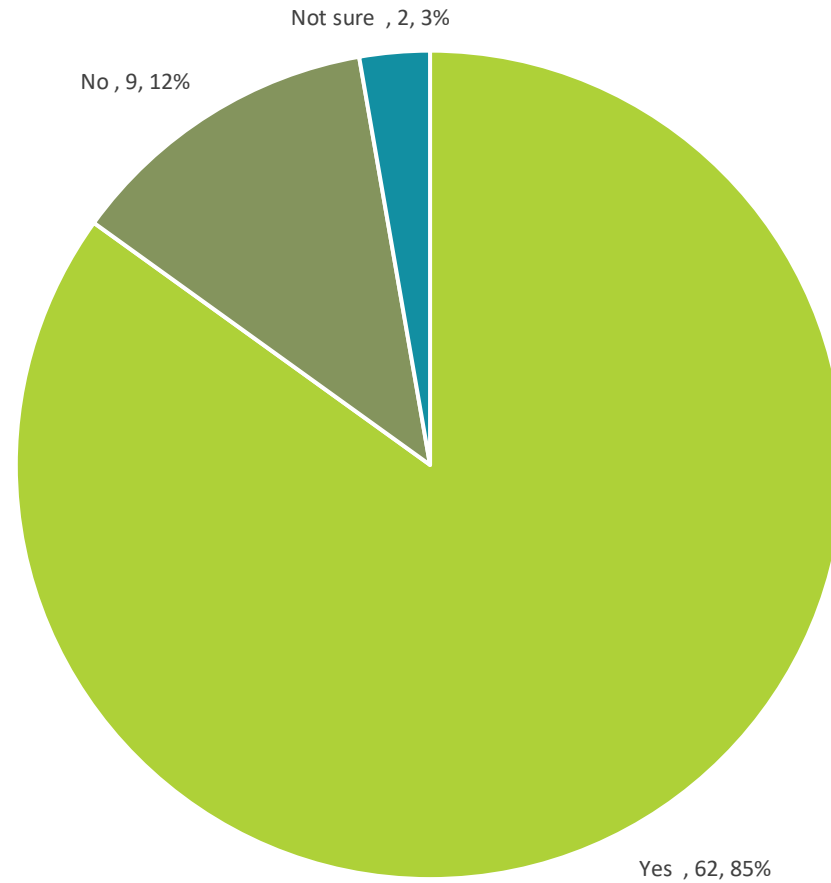


N = 102

Users of Boston Harbor Association Website in 2024

Of the 73 participants that have visited the Boston Harbor Association website, 85% have done so in 2024.

Q4 Have you visited the Boston Harbor Association website in 2024?

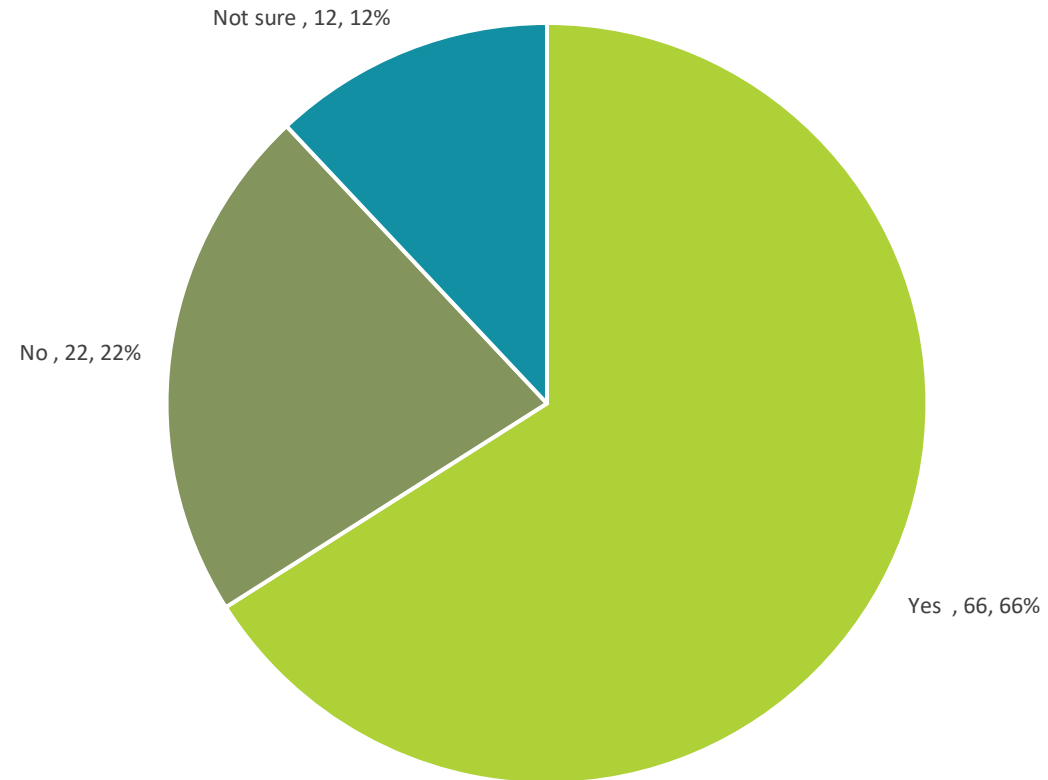


N = 73

Readers of Boston Harbor Association Newsletter in 2024

66% of all participants have read the Boston Harbor Association Newsletter in 2024.

Q5 Have you read the Boston Harbor Association Newsletter in 2024?

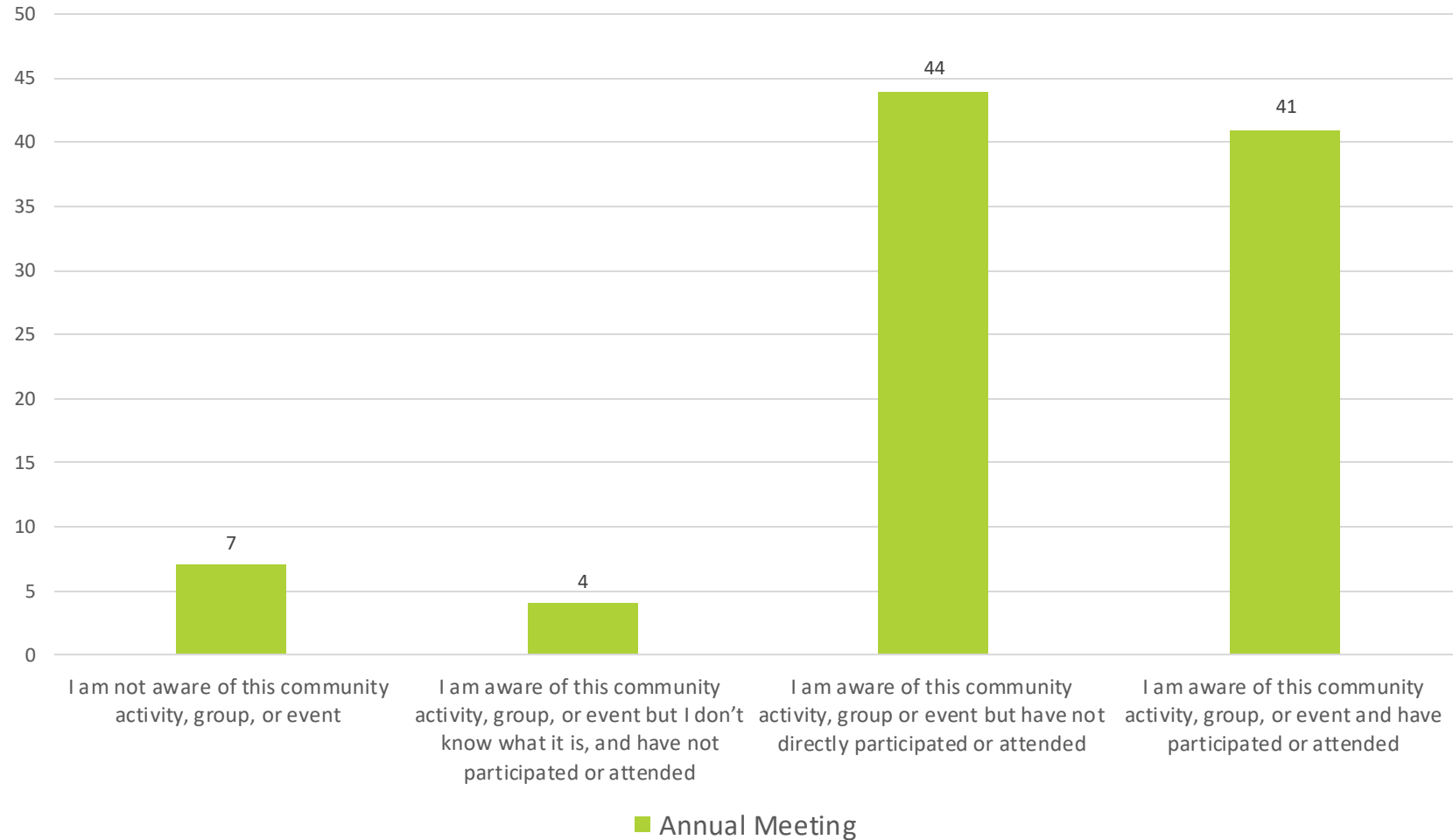


N = 100

Awareness of Boston Harbor Community Activities – Annual Meeting

92% of participants are aware of the Annual Meeting and 43% have participated.

Q6 The Boston Harbor has several organized activities, groups, or events annually. Some are organized by the Boston Harbor Association Board of Directors, and some are organized by individual community members. For each of the following community activities, groups, or events please indicate your level of awareness.



N = 96

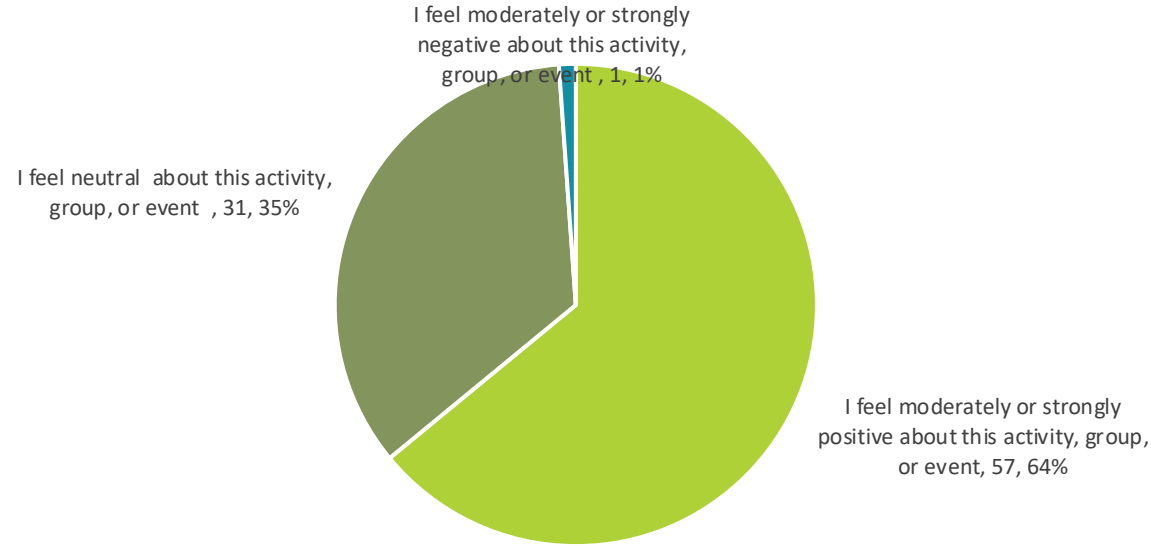
Feelings/Opinions Regarding Boston Harbor Community Activities – Annual Meeting

Q7 For each of the following activities, groups, or events, which of the following statements best capture your feelings/opinion?

Q8 For each of the following activities, groups, or events, please indicate the reasons you feel moderately or strongly negative. Please select all that apply.

Q9 For each of the following activities, groups, or events, please indicate the reasons you feel moderately or strongly positive. Please select all that apply.

N = 89



Positive

Activity	Annual Meeting
Great fun	2
Good for the environment	0
I like the community feeling	40
It adds to the beauty of the community	2
Opportunity to socialize	21
Public service	26
Helps support local businesses	3
Other reason	4

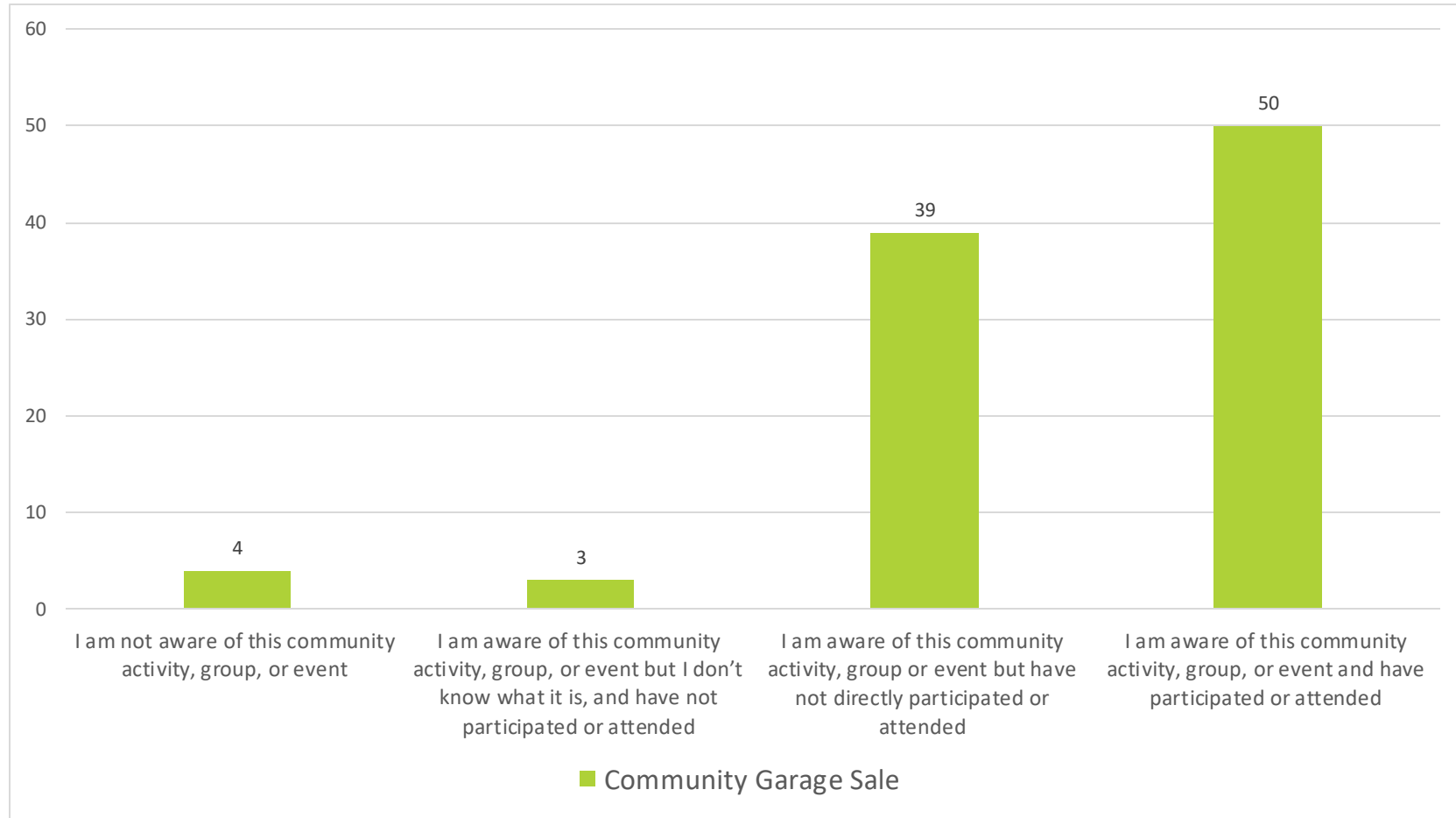
Negative

Activity	Annual Meeting
Too much noise	0
Too much traffic	0
Not enough appropriate parking	0
Seems dangerous	0
Needs better organization	0
Don't like being asked to participate	0
Don't like being asked to donate	0
It's not at a convenient time of day	0
It causes anxiety for my family members or my pets	0
Environmental concerns	0
Seems expensive	0
Other reason	1

Awareness of Boston Harbor Community Activities – Community Garage Sale

96% of participants are aware of the Community Garage Sale and 52% have participated.

Q6 The Boston Harbor has several organized activities, groups, or events annually. Some are organized by the Boston Harbor Association Board of Directors, and some are organized by individual community members. For each of the following community activities, groups, or events please indicate your level of awareness.



N = 96

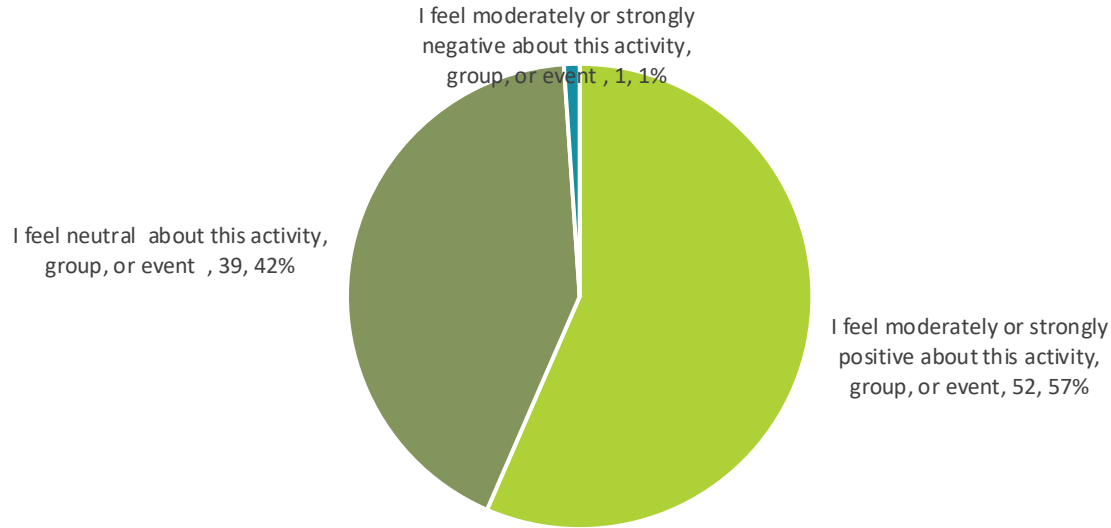
Feelings/Opinions Regarding Boston Harbor Community Activities – Community Garage Sale

Q7 For each of the following activities, groups, or events, which of the following statements best capture your feelings/opinion?

Q8 For each of the following activities, groups, or events, please indicate the reasons you feel moderately or strongly negative. Please select all that apply.

Q9 For each of the following activities, groups, or events, please indicate the reasons you feel moderately or strongly positive. Please select all that apply.

N = 95



Positive

Activity	Garage Sale
Great fun	17
Good for the environment	5
I like the community feeling	34
It adds to the beauty of the community	1
Opportunity to socialize	23
Public service	9
Helps support local businesses	1
Other reason	3

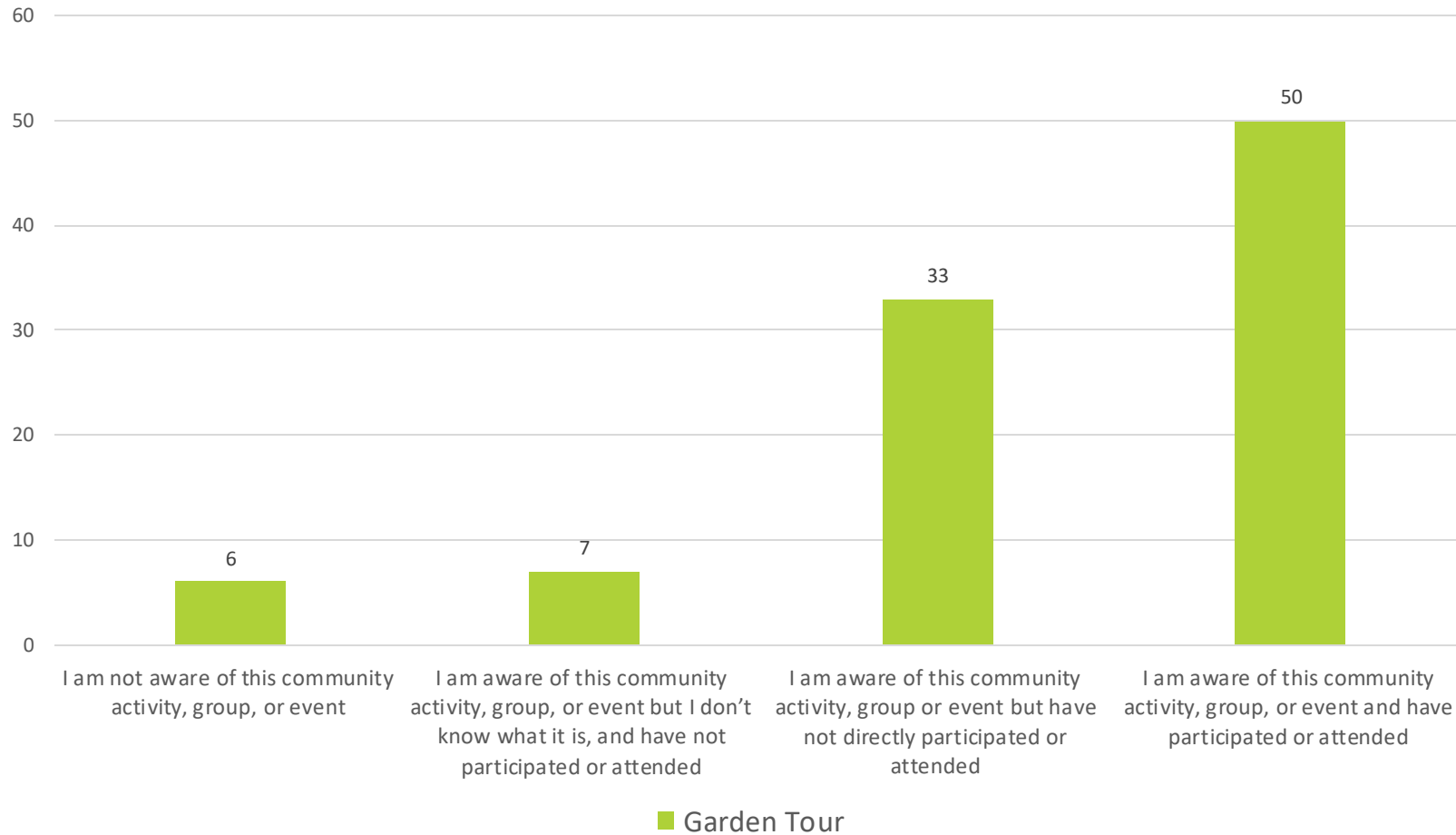
Negative

Activity	Garage Sale
Too much noise	0
Too much traffic	1
Not enough appropriate parking	0
Seems dangerous	0
Needs better organization	0
Don't like being asked to participate	0
Don't like being asked to donate	0
It's not at a convenient time of day	0
It causes anxiety for my family members or my pets	0
Environmental concerns	0
Seems expensive	0
Other reason	0

Awareness of Boston Harbor Community Activities – Garden Tour

94% of participants are aware of the Garden Tour and 52% have participated.

Q6 The Boston Harbor has several organized activities, groups, or events annually. Some are organized by the Boston Harbor Association Board of Directors, and some are organized by individual community members. For each of the following community activities, groups, or events please indicate your level of awareness.



N = 96

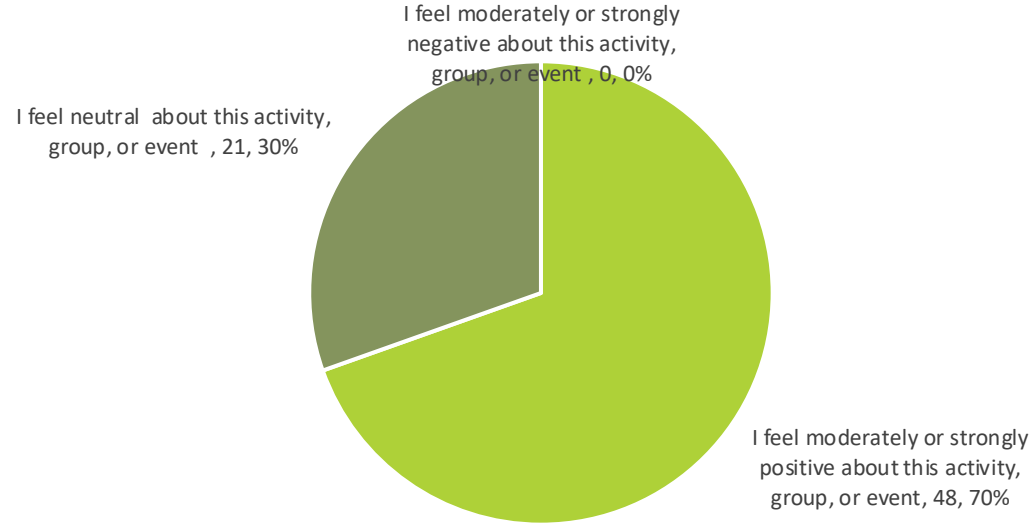
Feelings/Opinions Regarding Boston Harbor Community Activities – Garden Tour

Q7 For each of the following activities, groups, or events, which of the following statements best capture your feelings/opinion?

Q8 For each of the following activities, groups, or events, please indicate the reasons you feel moderately or strongly negative. Please select all that apply.

Q9 For each of the following activities, groups, or events, please indicate the reasons you feel moderately or strongly positive. Please select all that apply.

N = 69



Positive

Activity	Garden Tour
Great fun	28
Good for the environment	14
I like the community feeling	44
It adds to the beauty of the community	44
Opportunity to socialize	36
Public service	7
Helps support local businesses	3
Other reason	4

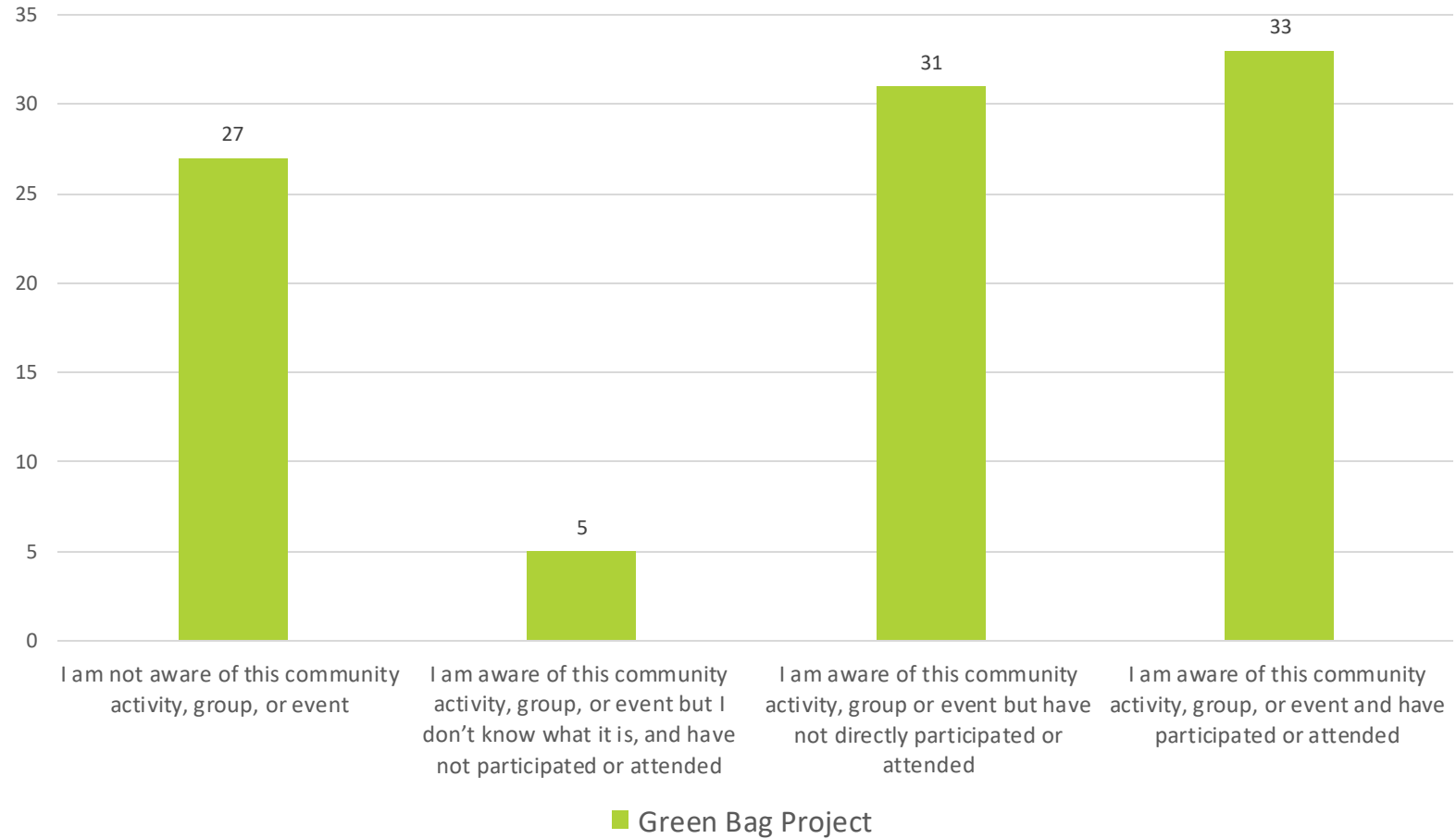
Negative

Activity	Garden Tour
Too much noise	0
Too much traffic	0
Not enough appropriate parking	0
Seems dangerous	0
Needs better organization	0
Don't like being asked to participate	0
Don't like being asked to donate	0
It's not at a convenient time of day	0
It causes anxiety for my family members or my pets	0
Environmental concerns	0
Seems expensive	0
Other reason	0

Awareness of Boston Harbor Community Activities – Green Bag Project

72% of participants are aware of the Green Bag Project and 34% have participated.

Q6 The Boston Harbor has several organized activities, groups, or events annually. Some are organized by the Boston Harbor Association Board of Directors, and some are organized by individual community members. For each of the following community activities, groups, or events please indicate your level of awareness.



N = 96

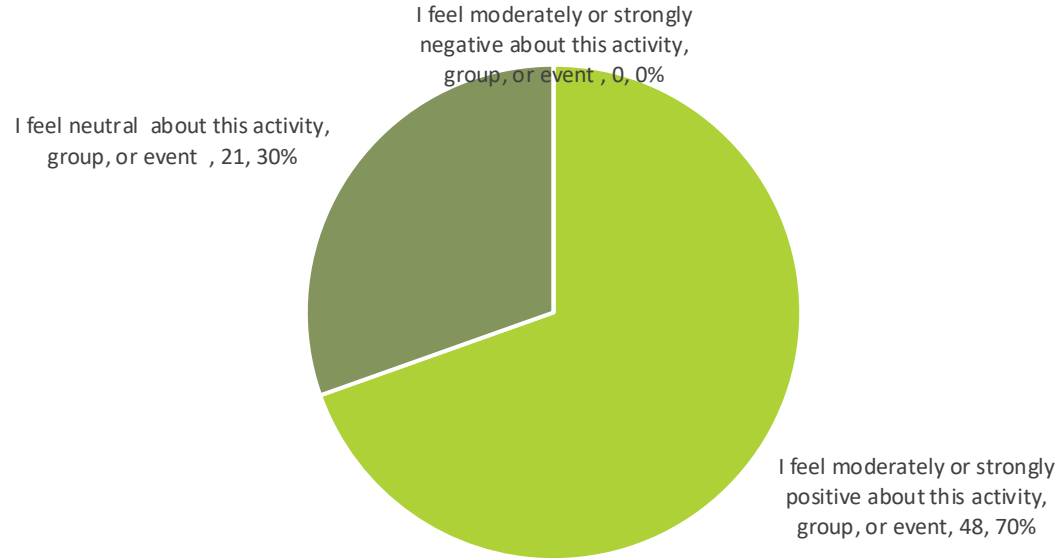
Feelings/Opinions Regarding Boston Harbor Community Activities – Green Bag Project

Q7 For each of the following activities, groups, or events, which of the following statements best capture your feelings/opinion?

Q8 For each of the following activities, groups, or events, please indicate the reasons you feel moderately or strongly negative. Please select all that apply.

Q9 For each of the following activities, groups, or events, please indicate the reasons you feel moderately or strongly positive. Please select all that apply.

N = 69



Positive

Activity	Green Bag
Great fun	0
Good for the environment	7
I like the community feeling	20
It adds to the beauty of the community	2
Opportunity to socialize	2
Public service	33
Helps support local businesses	2
Other reason	4

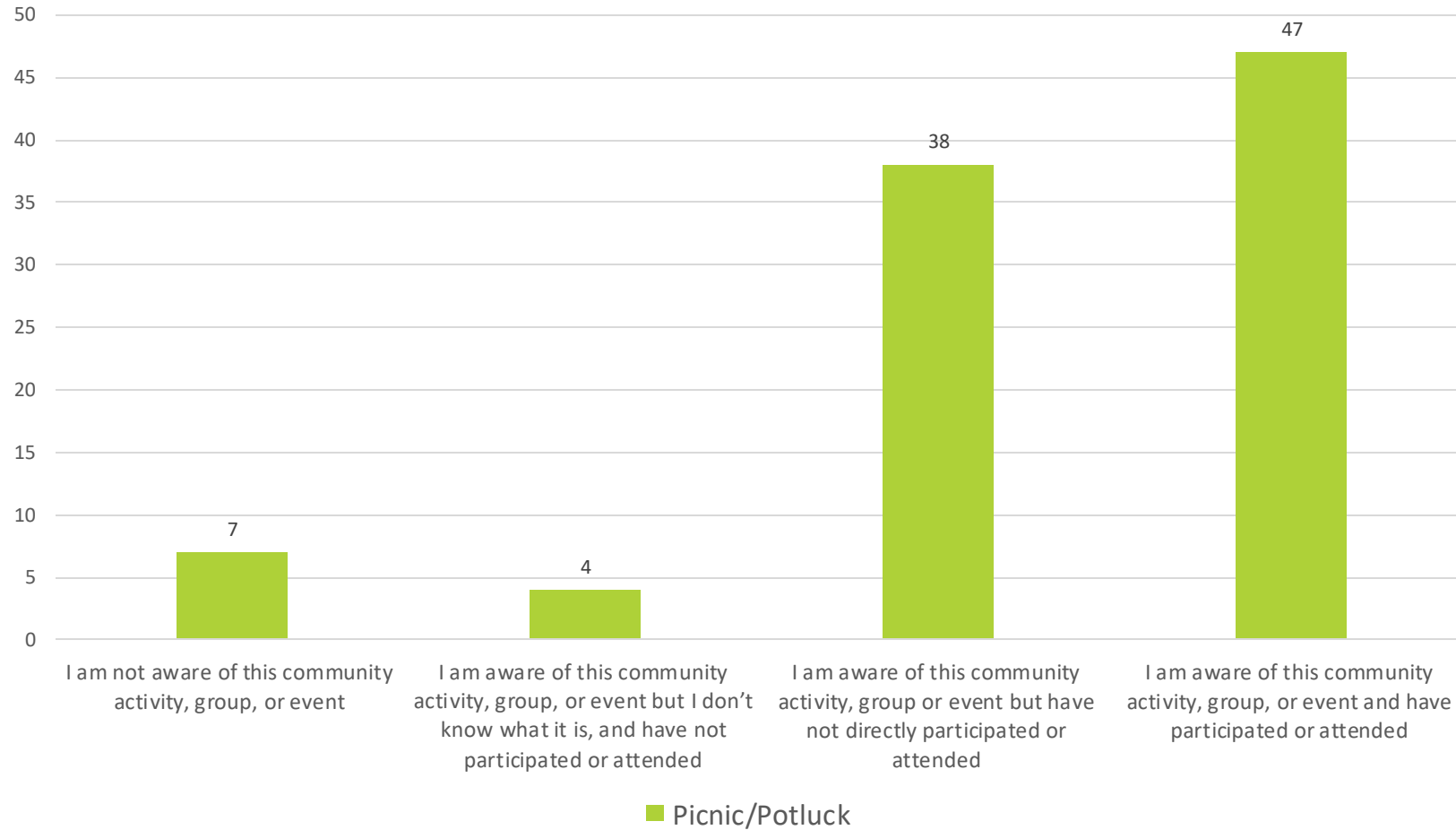
Negative

Activity	Green Bag
Too much noise	0
Too much traffic	0
Not enough appropriate parking	0
Seems dangerous	0
Needs better organization	0
Don't like being asked to participate	0
Don't like being asked to donate	0
It's not at a convenient time of day	0
It causes anxiety for my family members or my pets	0
Environmental concerns	0
Seems expensive	0
Other reason	0

Awareness of Boston Harbor Community Activities – Picnic/Potluck

93% or participants are aware of the Picnic/Potluck and 49% have participated.

Q6 The Boston Harbor has several organized activities, groups, or events annually. Some are organized by the Boston Harbor Association Board of Directors, and some are organized by individual community members. For each of the following community activities, groups, or events please indicate your level of awareness.



N = 96

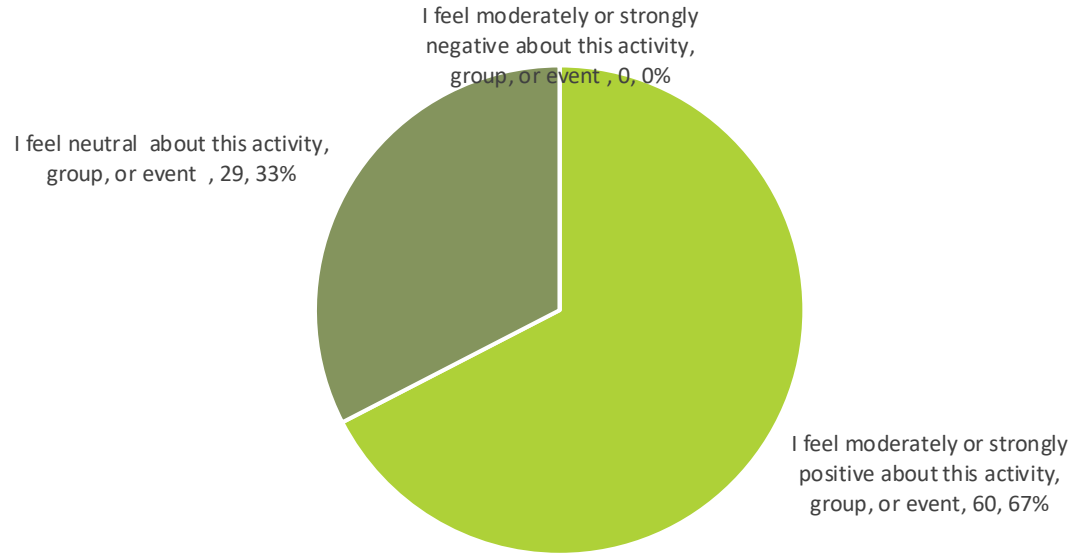
Feelings/Opinions Regarding Boston Harbor Community Activities – Picnic/Potluck

Q7 For each of the following activities, groups, or events, which of the following statements best capture your feelings/opinion?

Q8 For each of the following activities, groups, or events, please indicate the reasons you feel moderately or strongly negative. Please select all that apply.

Q9 For each of the following activities, groups, or events, please indicate the reasons you feel moderately or strongly positive. Please select all that apply.

N = 89



Positive

Activity	Picnic/ Potluck
Great fun	33
Good for the environment	0
I like the community feeling	46
It adds to the beauty of the community	1
Opportunity to socialize	42
Public service	3
Helps support local businesses	6
Other reason	1

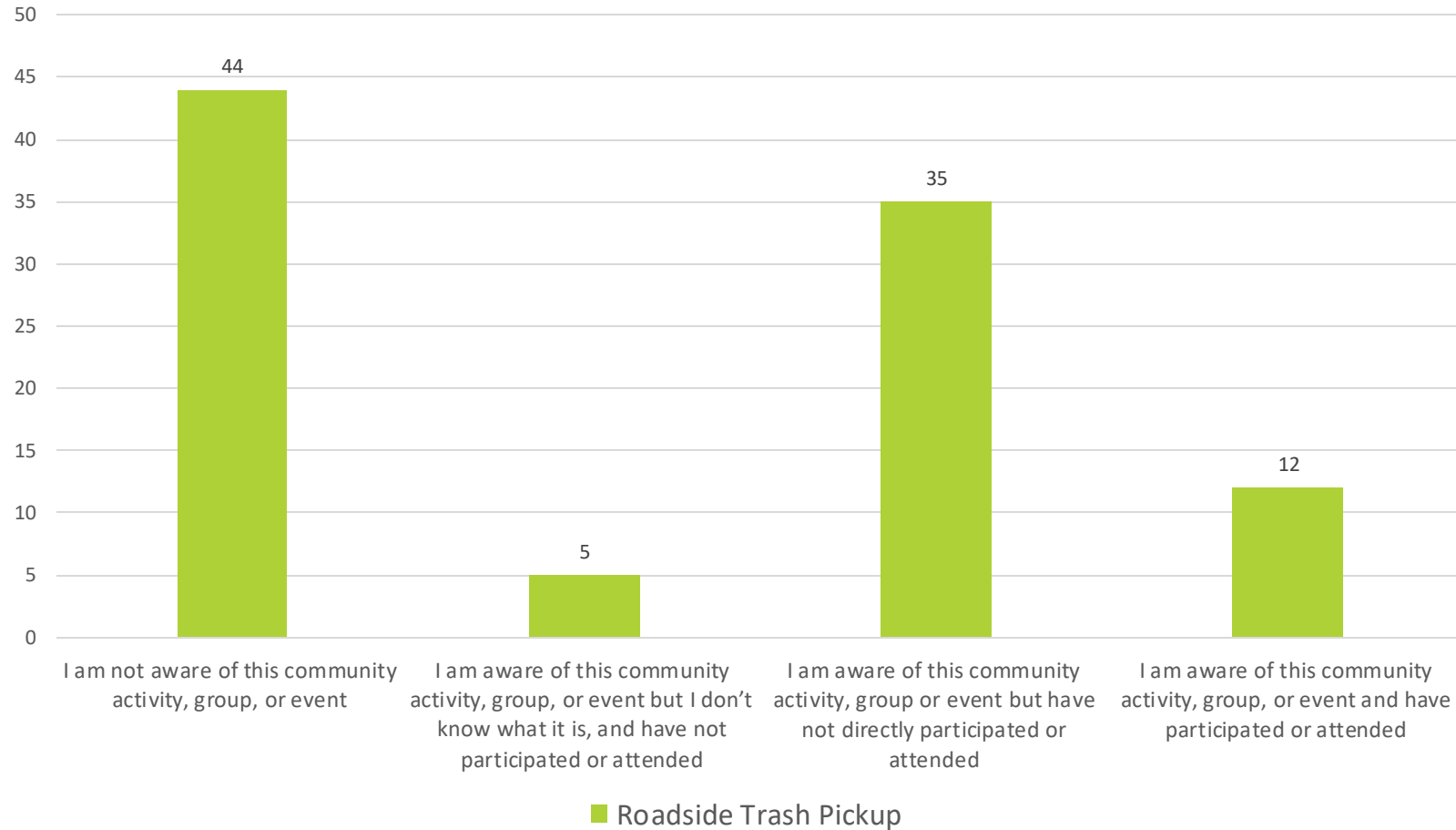
Negative

Activity	Picnic/ Potluck
Too much noise	0
Too much traffic	0
Not enough appropriate parking	0
Seems dangerous	0
Needs better organization	0
Don't like being asked to participate	0
Don't like being asked to donate	0
It's not at a convenient time of day	0
It causes anxiety for my family members or my pets	0
Environmental concerns	0
Seems expensive	0
Other reason	0

Awareness of Boston Harbor Community Activities – Roadside Trash Pickup

54% of participants are aware of the Roadside Trash Pickup and 13% have participated.

Q6 The Boston Harbor has several organized activities, groups, or events annually. Some are organized by the Boston Harbor Association Board of Directors, and some are organized by individual community members. For each of the following community activities, groups, or events please indicate your level of awareness.



N = 96

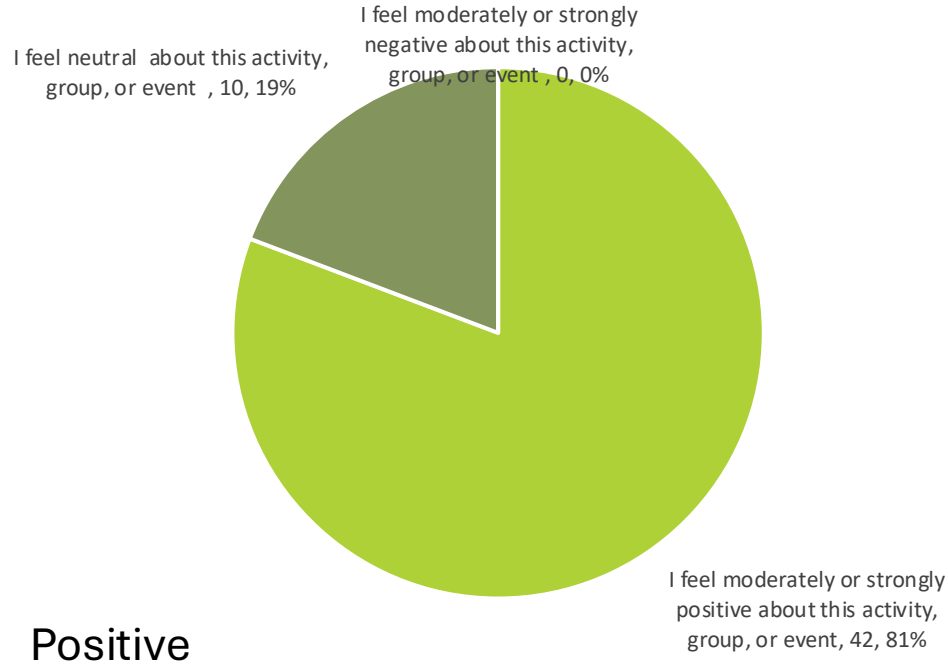
Feelings/Opinions Regarding Boston Harbor Community Activities – Roadside Trash Pickup

Q7 For each of the following activities, groups, or events, which of the following statements best capture your feelings/opinion?

Q8 For each of the following activities, groups, or events, please indicate the reasons you feel moderately or strongly negative. Please select all that apply.

Q9 For each of the following activities, groups, or events, please indicate the reasons you feel moderately or strongly positive. Please select all that apply.

N = 52



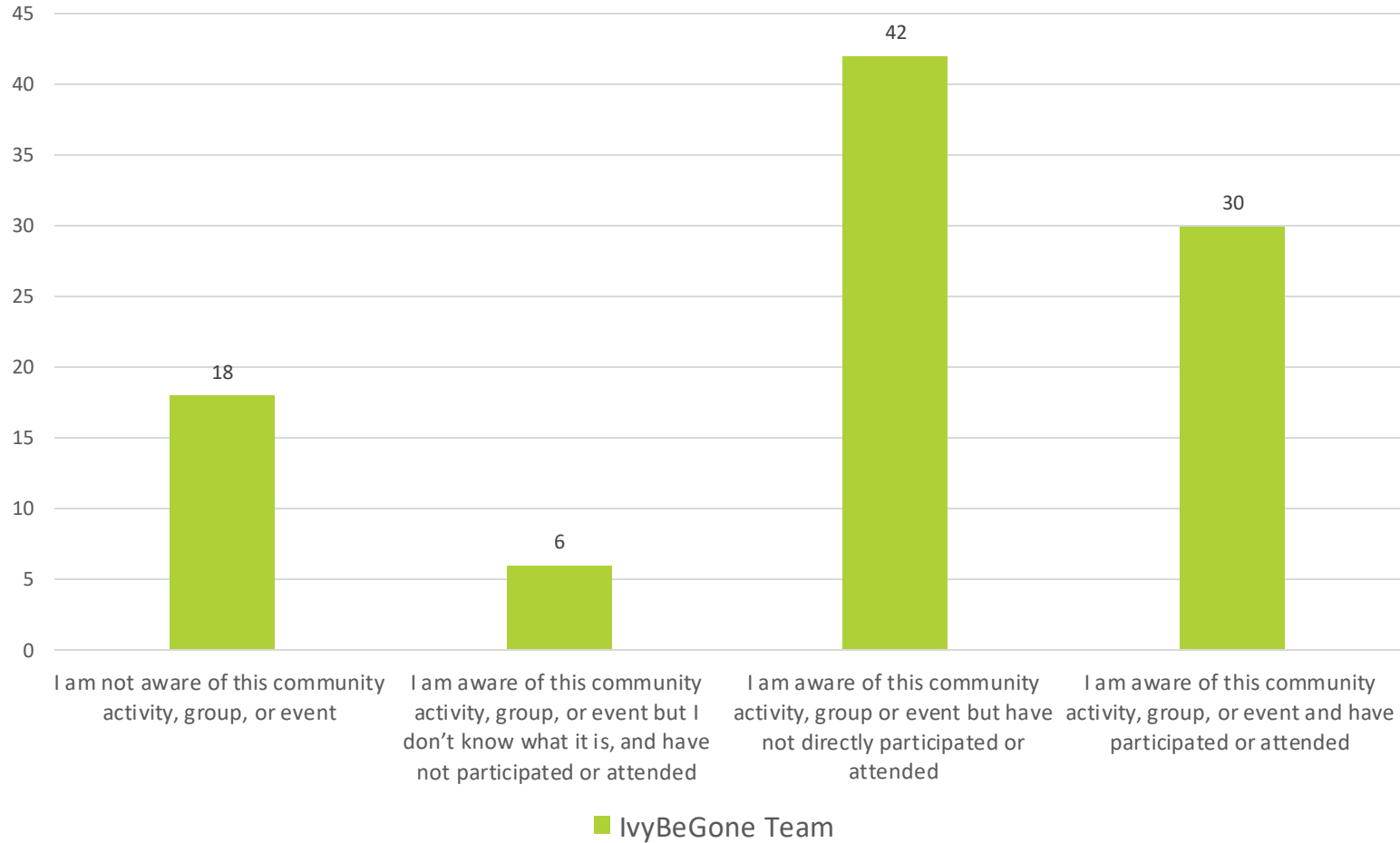
Activity	Trash Pickup
Great fun	1
Good for the environment	29
I like the community feeling	8
It adds to the beauty of the community	20
Opportunity to socialize	6
Public service	23
Helps support local businesses	0
Other reason	0

Activity	Trash Pickup
Too much noise	0
Too much traffic	0
Not enough appropriate parking	0
Seems dangerous	0
Needs better organization	0
Don't like being asked to participate	0
Don't like being asked to donate	0
It's not at a convenient time of day	0
It causes anxiety for my family members or my pets	0
Environmental concerns	0
Seems expensive	0
Other reason	0

Awareness of Boston Harbor Community Activities – IvyBeGone Team

81% or participants are aware of the Ivy-Be-Gone and 31% have participated.

Q6 The Boston Harbor has several organized activities, groups, or events annually. Some are organized by the Boston Harbor Association Board of Directors, and some are organized by individual community members. For each of the following community activities, groups, or events please indicate your level of awareness.



N = 96

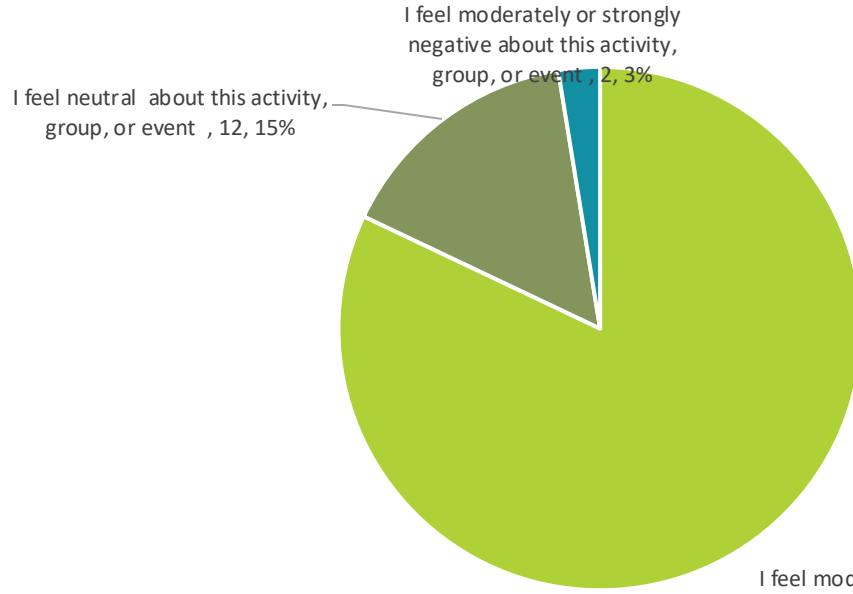
Feelings/Opinions Regarding Boston Harbor Community Activities – IvyBeGone Team

Q7 For each of the following activities, groups, or events, which of the following statements best capture your feelings/opinion?

Q8 For each of the following activities, groups, or events, please indicate the reasons you feel moderately or strongly negative. Please select all that apply.

Q9 For each of the following activities, groups, or events, please indicate the reasons you feel moderately or strongly positive. Please select all that apply.

N = 78



Positive

I feel moderately or strongly positive about this activity, group, or event, 64, 82%

Negative

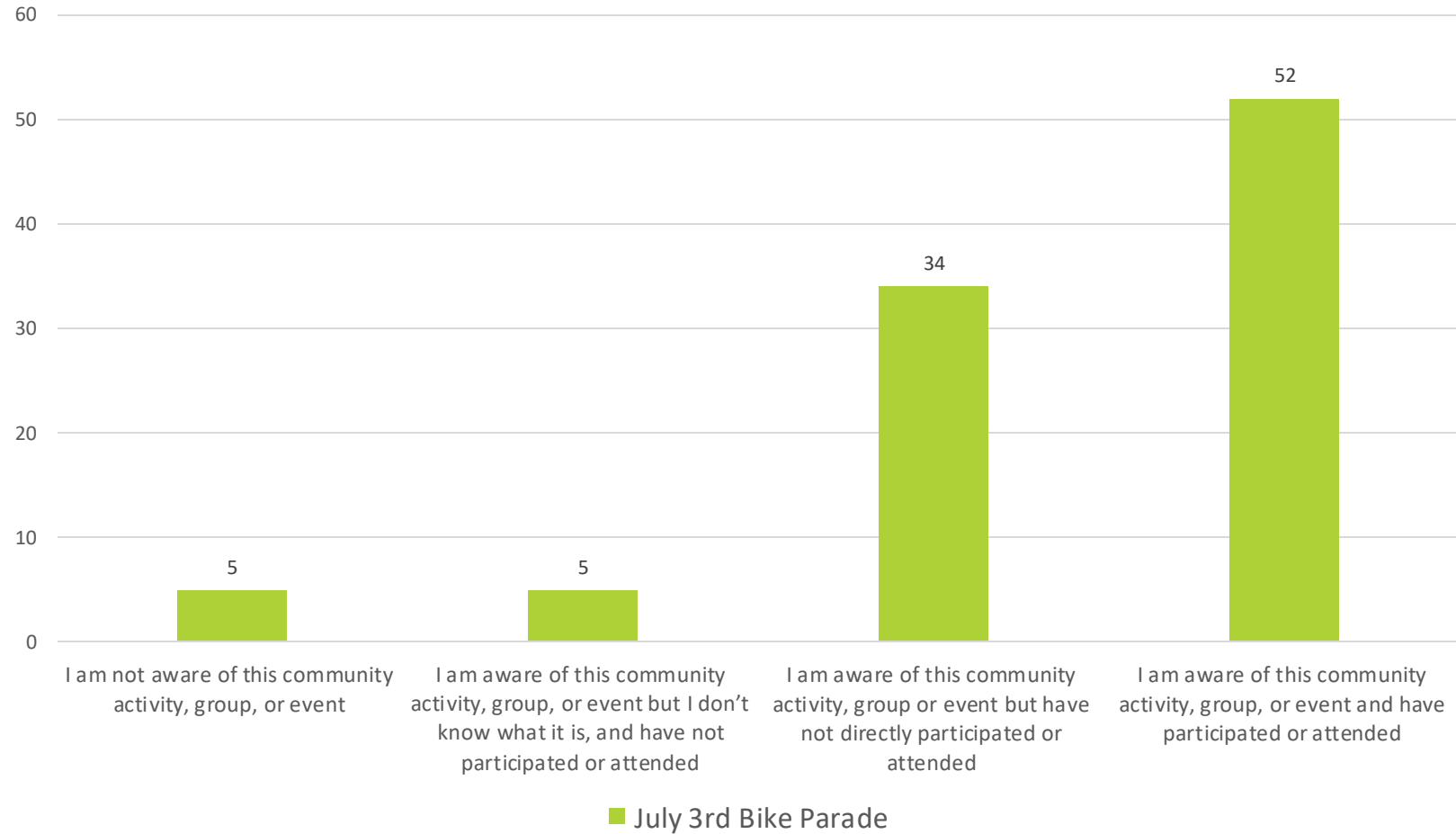
Activity	Ivy Be Gone
Great fun	9
Good for the environment	51
I like the community feeling	23
It adds to the beauty of the community	33
Opportunity to socialize	20
Public service	35
Helps support local businesses	0
Other reason	0

Activity	Ivy Be Gone
Too much noise	0
Too much traffic	0
Not enough appropriate parking	0
Seems dangerous	0
Needs better organization	0
Don't like being asked to participate	1
Don't like being asked to donate	0
It's not at a convenient time of day	0
It causes anxiety for my family members or my pets	0
Environmental concerns	0
Seems expensive	0
Other reason	1

Awareness of Boston Harbor Community Activities – July 3rd Bike Parade

95% or participants are aware of the July 3rd Bike Parade and 54% have participated.

Q6 The Boston Harbor has several organized activities, groups, or events annually. Some are organized by the Boston Harbor Association Board of Directors, and some are organized by individual community members. For each of the following community activities, groups, or events please indicate your level of awareness.



N = 96

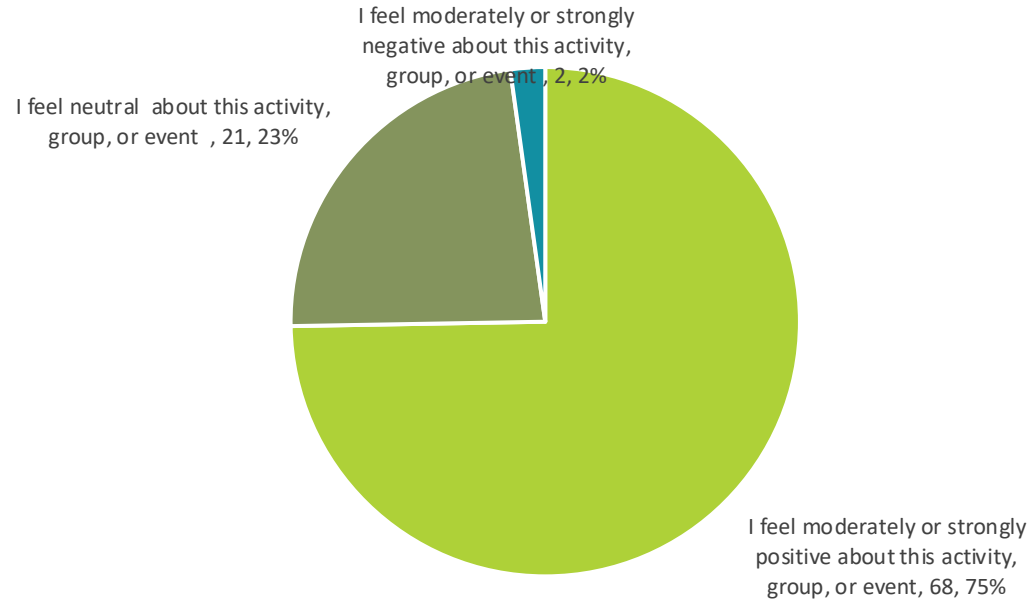
Feelings/Opinions Regarding Boston Harbor Community Activities – July 3rd Bike Parade

Q7 For each of the following activities, groups, or events, which of the following statements best capture your feelings/opinion?

Q8 For each of the following activities, groups, or events, please indicate the reasons you feel moderately or strongly negative. Please select all that apply.

Q9 For each of the following activities, groups, or events, please indicate the reasons you feel moderately or strongly positive. Please select all that apply.

N = 91



Positive

Activity	July 3 rd Bike Parade
Great fun	44
Good for the environment	0
I like the community feeling	52
It adds to the beauty of the community	6
Opportunity to socialize	36
Public service	8
Helps support local businesses	9
Other reason	2

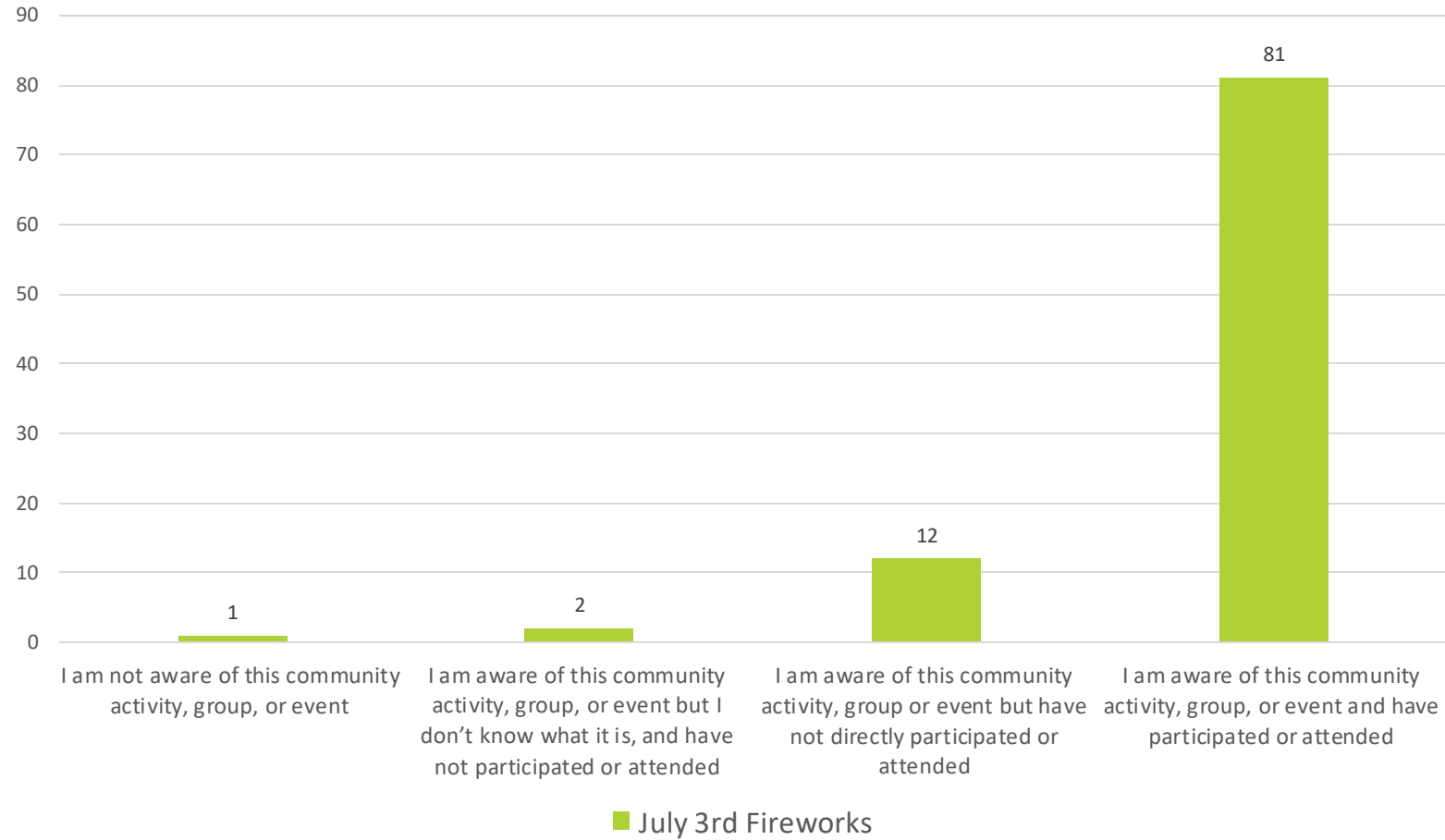
Negative

Activity	July 3 rd Bike Parade
Too much noise	0
Too much traffic	0
Not enough appropriate parking	0
Seems dangerous	0
Needs better organization	0
Don't like being asked to participate	0
Don't like being asked to donate	0
It's not at a convenient time of day	0
It causes anxiety for my family members or my pets	0
Environmental concerns	0
Seems expensive	0
Other reason	2

Awareness of Boston Harbor Community Activities – July 3rd Fireworks

99% of participants are aware of the July 3rd Fireworks and 84% have participated.

Q6 The Boston Harbor has several organized activities, groups, or events annually. Some are organized by the Boston Harbor Association Board of Directors, and some are organized by individual community members. For each of the following community activities, groups, or events please indicate your level of awareness.



N = 96

Feelings/Opinions Regarding Boston Harbor Community Activities – July 3rd Fireworks

Q7 For each of the following activities, groups, or events, which of the following statements best capture your feelings/opinion?

Q8 For each of the following activities, groups, or events, please indicate the reasons you feel moderately or strongly negative. Please select all that apply.

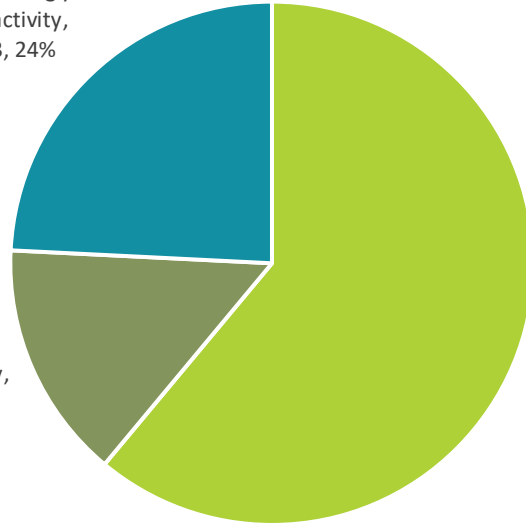
Q9 For each of the following activities, groups, or events, please indicate the reasons you feel moderately or strongly positive. Please select all that apply.

N = 95

I feel moderately or strongly negative about this activity, group, or event , 23, 24%

I feel neutral about this activity, group, or event , 14, 15%

I feel moderately or strongly positive about this activity, group, or event, 58, 61%



Positive

Activity	July 3 rd Fireworks
Great fun	42
Good for the environment	0
I like the community feeling	37
It adds to the beauty of the community	7
Opportunity to socialize	30
Public service	9
Helps support local businesses	25
Other reason	6

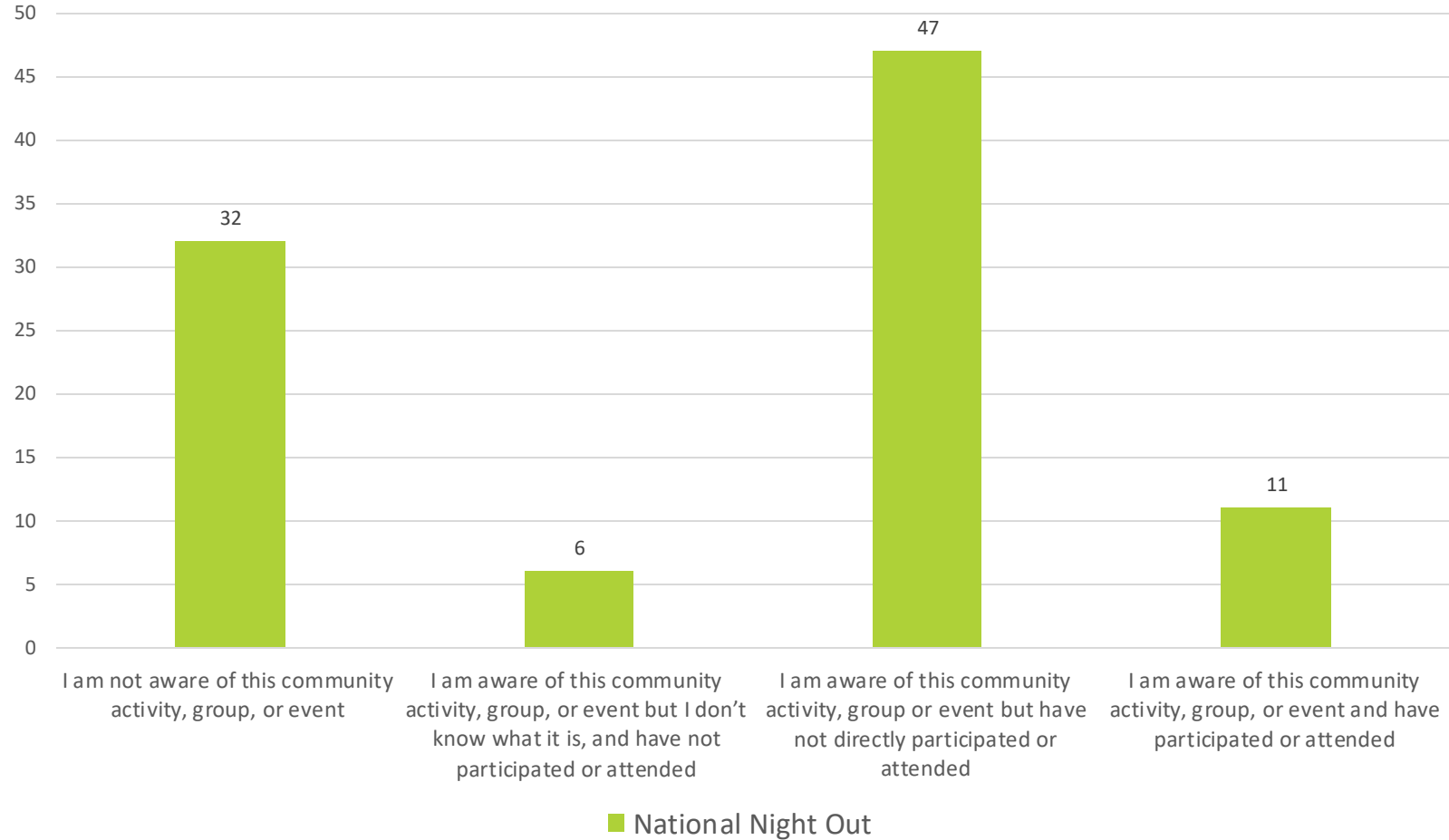
Negative

Activity	July 3 rd Fireworks
Too much noise	17
Too much traffic	17
Not enough appropriate parking	10
Seems dangerous	8
Needs better organization	1
Don't like being asked to participate	1
Don't like being asked to donate	4
It's not at a convenient time of day	1
It causes anxiety for my family members or my pets	19
Environmental concerns	16
Seems expensive	8
Other reason	3

Awareness of Boston Harbor Community Activities – National Night Out

67% of participants are aware of the National Night Out and 11% have participated.

Q6 The Boston Harbor has several organized activities, groups, or events annually. Some are organized by the Boston Harbor Association Board of Directors, and some are organized by individual community members. For each of the following community activities, groups, or events please indicate your level of awareness.



N = 96

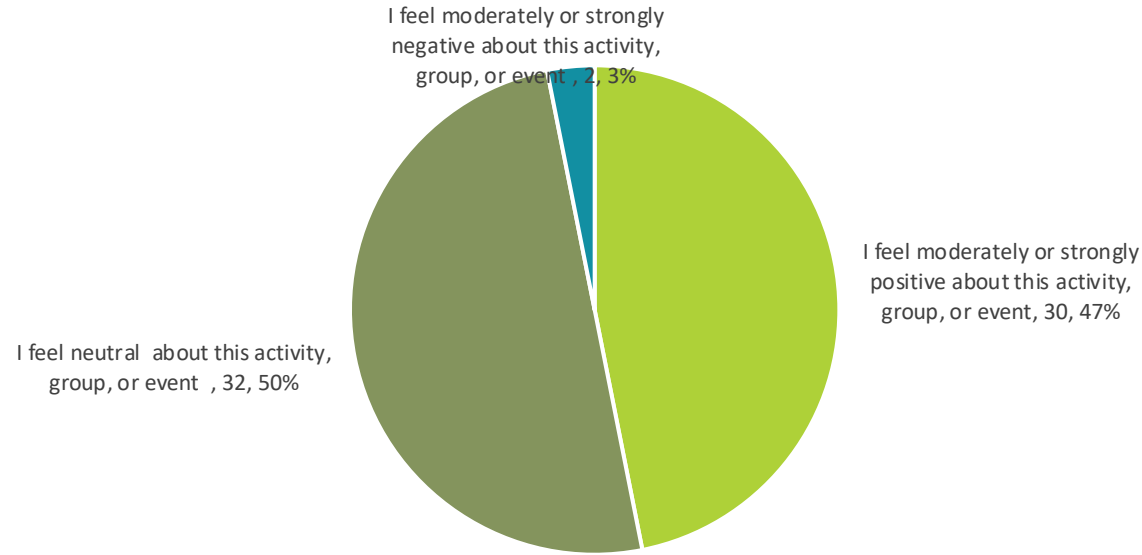
Feelings/Opinions Regarding Boston Harbor Community Activities – National Night Out

Q7 For each of the following activities, groups, or events, which of the following statements best capture your feelings/opinion?

Q8 For each of the following activities, groups, or events, please indicate the reasons you feel moderately or strongly negative. Please select all that apply.

Q9 For each of the following activities, groups, or events, please indicate the reasons you feel moderately or strongly positive. Please select all that apply.

N = 64



Positive

Activity	National Night Out
Great fun	13
Good for the environment	0
I like the community feeling	18
It adds to the beauty of the community	2
Opportunity to socialize	20
Public service	4
Helps support local businesses	1
Other reason	1

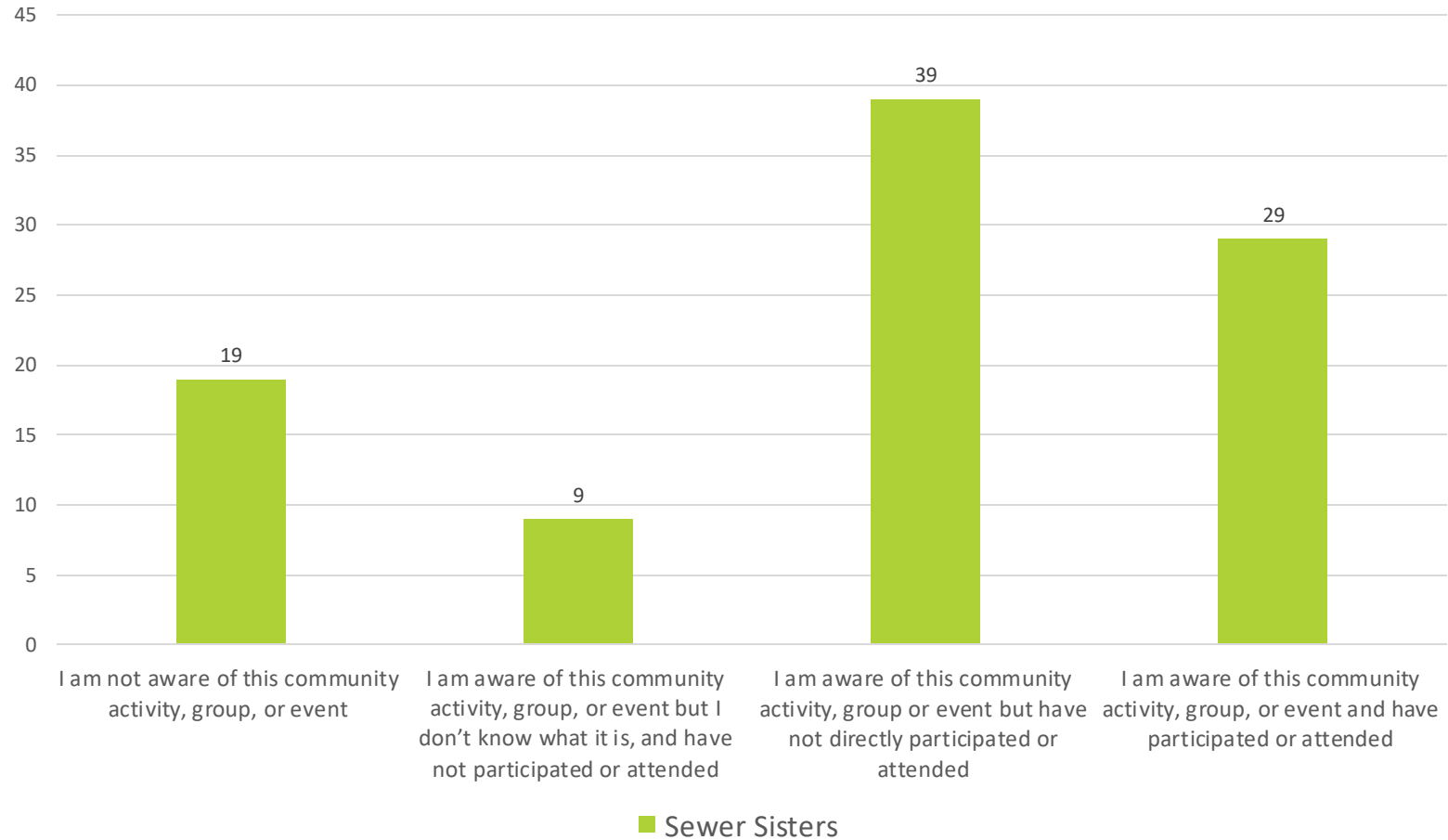
Negative

Activity	National Night Out
Too much noise	0
Too much traffic	0
Not enough appropriate parking	0
Seems dangerous	0
Needs better organization	0
Don't like being asked to participate	0
Don't like being asked to donate	0
It's not at a convenient time of day	0
It causes anxiety for my family members or my pets	0
Environmental concerns	0
Seems expensive	0
Other reason	1

Awareness of Boston Harbor Community Activities – Sewer Sisters

80% or participants are aware of the Sewer Sisters and 30% have participated.

Q6 The Boston Harbor has several organized activities, groups, or events annually. Some are organized by the Boston Harbor Association Board of Directors, and some are organized by individual community members. For each of the following community activities, groups, or events please indicate your level of awareness.



N = 96

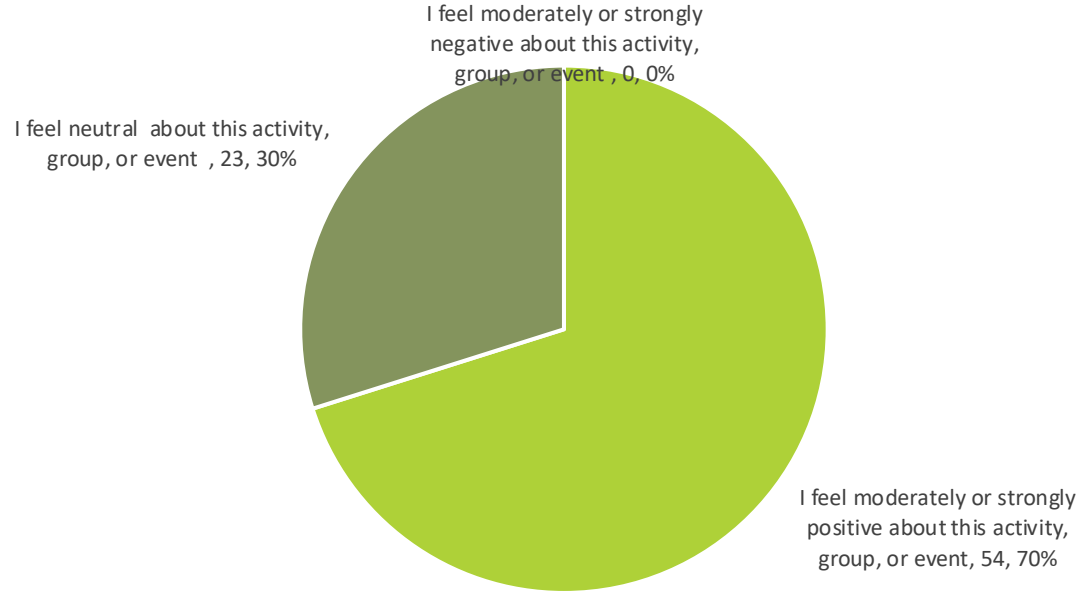
Feelings/Opinions Regarding Boston Harbor Community Activities – Sewer Sisters

Q7 For each of the following activities, groups, or events, which of the following statements best capture your feelings/opinion?

Q8 For each of the following activities, groups, or events, please indicate the reasons you feel moderately or strongly negative. Please select all that apply.

Q9 For each of the following activities, groups, or events, please indicate the reasons you feel moderately or strongly positive. Please select all that apply.

N = 96



Positive

Activity	Sewer Sisters
Great fun	12
Good for the environment	25
I like the community feeling	33
It adds to the beauty of the community	31
Opportunity to socialize	24
Public service	25
Helps support local businesses	1
Other reason	2

Negative

Activity	Trash Pickup
Too much noise	0
Too much traffic	0
Not enough appropriate parking	0
Seems dangerous	0
Needs better organization	0
Don't like being asked to participate	0
Don't like being asked to donate	0
It's not at a convenient time of day	0
It causes anxiety for my family members or my pets	0
Environmental concerns	0
Seems expensive	0
Other reason	0

Boston Harbor Community Activities – Suggested Future Activities

Participants also suggested other community activities and opinions as shown here:

Q10 What other activities, groups, or events would you like to see in the Boston Harbor Community?

Community Events

- "Walking the loop" partners club
- Fun run, bike ride, sail race, ski to sea type of thing, bonfire, polar plunge more regularly
- Bring back the cider press gathering
- Christmas light celebration with as many houses decorated as possible
- Craft show!
- Fall event
- More block parties and family-oriented activities
- More regular/weekly/monthly events, not just a big event every few months
- Movie or Game Nights
- "The 3rd of July fireworks and the Bike Parade are the 'staple' of BH community events..."
- "Too many rules for bike parade..."

Cultural and Artistic Offerings

- Art Exhibits, Poetry readings, music at the marina from different cultures
- "Artist open studio tour for our local Boston harbor artists"
- Marine life tours of docks; Bring back Sunday night sea chanties on the store deck
- Storytelling, invasive species community clean-up day
- Story time at the Marina

N = 40

Boston Harbor Community Activities – Suggested Future Activities (cont.)

Q10 What other activities, groups, or events would you like to see in the Boston Harbor Community?

Environmental and Health Initiatives

- Education for Healthy yards for a healthy Puget Sound
- Group to support park and greenspace expansion
- Group that works to protect marine environment and encourage ecotourism
- Create community food garden

Community Support and Engagement

- I liked it when community leaders/public officials come for briefings
- Non-parent school support programs
- I think that the Community should support the elementary school
- Neighborhood watch

Facilities and Infrastructure

- Pickleball courts
- Pickleball courts in Burfoot Park
- Sidewalks to the elementary school

N = 40

Boston Harbor Community Activities – Suggested Future Activities (cont.)

Q10 What other activities, groups, or events would you like to see in the Boston Harbor Community?

Community Preferences and Feedback

- Sometimes it's nice to walk alone, sometimes it's more motivation to grab a partner
- Definitely need categories of slow, med, fast
- We have the right amount of activities
- Fewer Friday/Saturday evening concerts at the marina
- Less loud music, fewer loud and fast boats
- We feel strongly about supporting our local Marina and all of the events

Concerns and Suggestions

- Don't need the community fireworks; concerns about traffic and safety
- The fireworks are hard on wildlife but I like the social aspect; suggest a drone show
- "N/A" and "Unsure" comments

N = 40

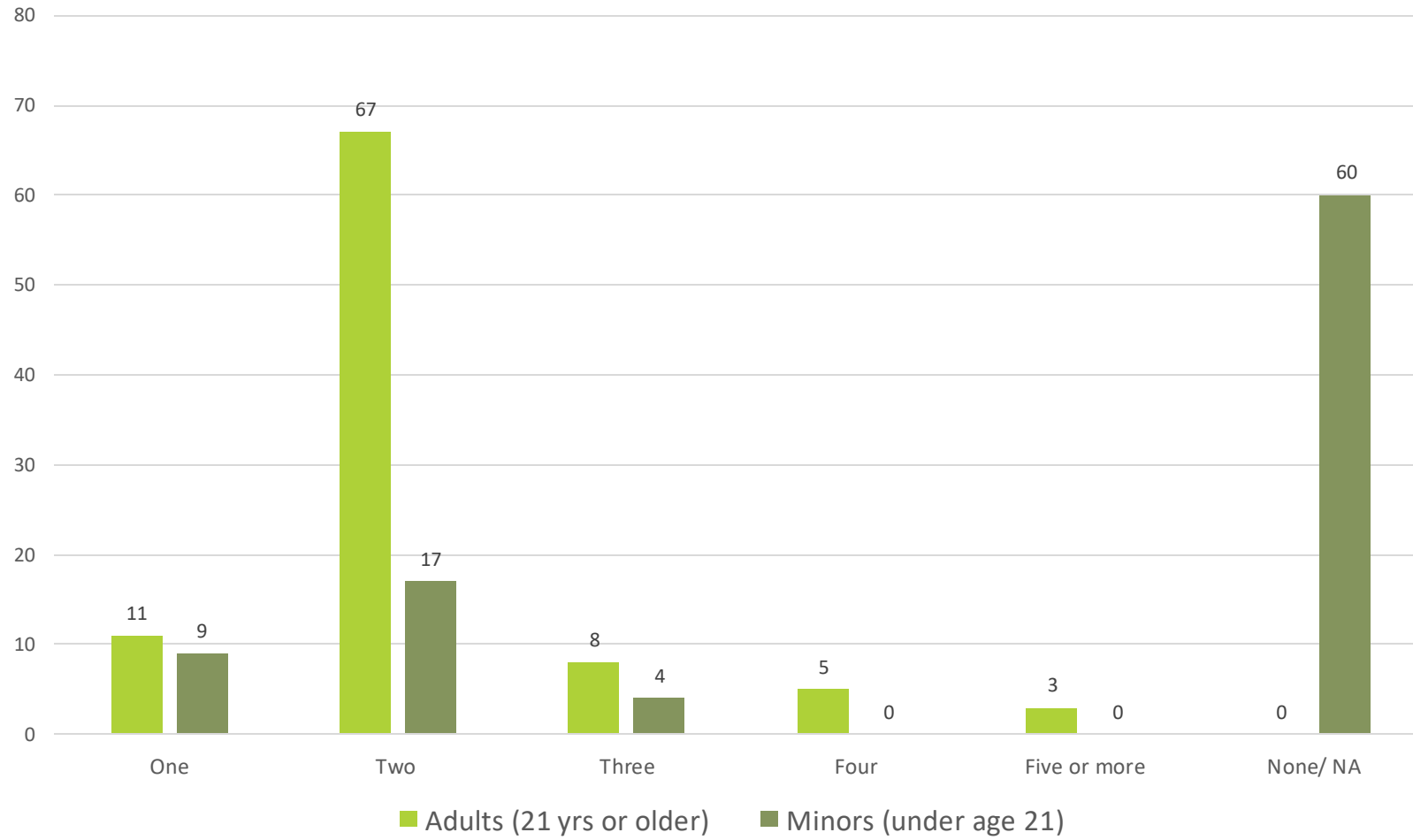
Participant Demographics

Annual Survey November 1, 2024



Household Demographics

Q11 How many people live in your household?

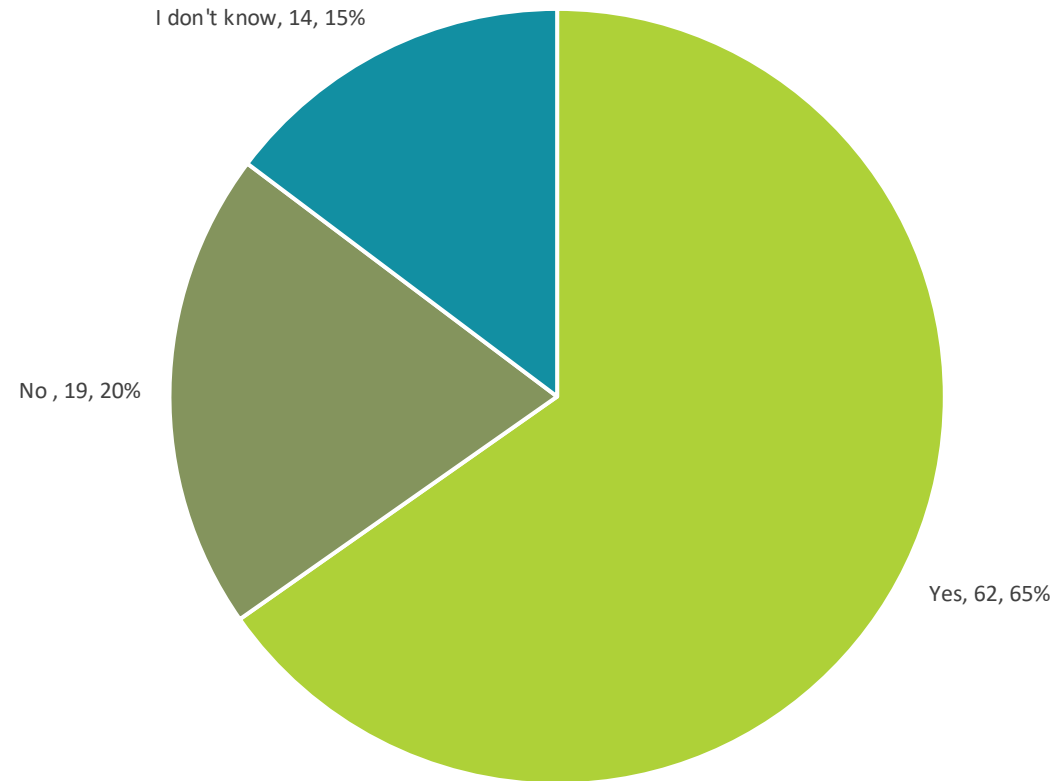


N = 102

Membership in Boston Harbor Association

65% of participants are also members of the Boston Harbor Neighborhood Association.

Q12 Are you a member of the Boston Harbor Neighborhood Association?

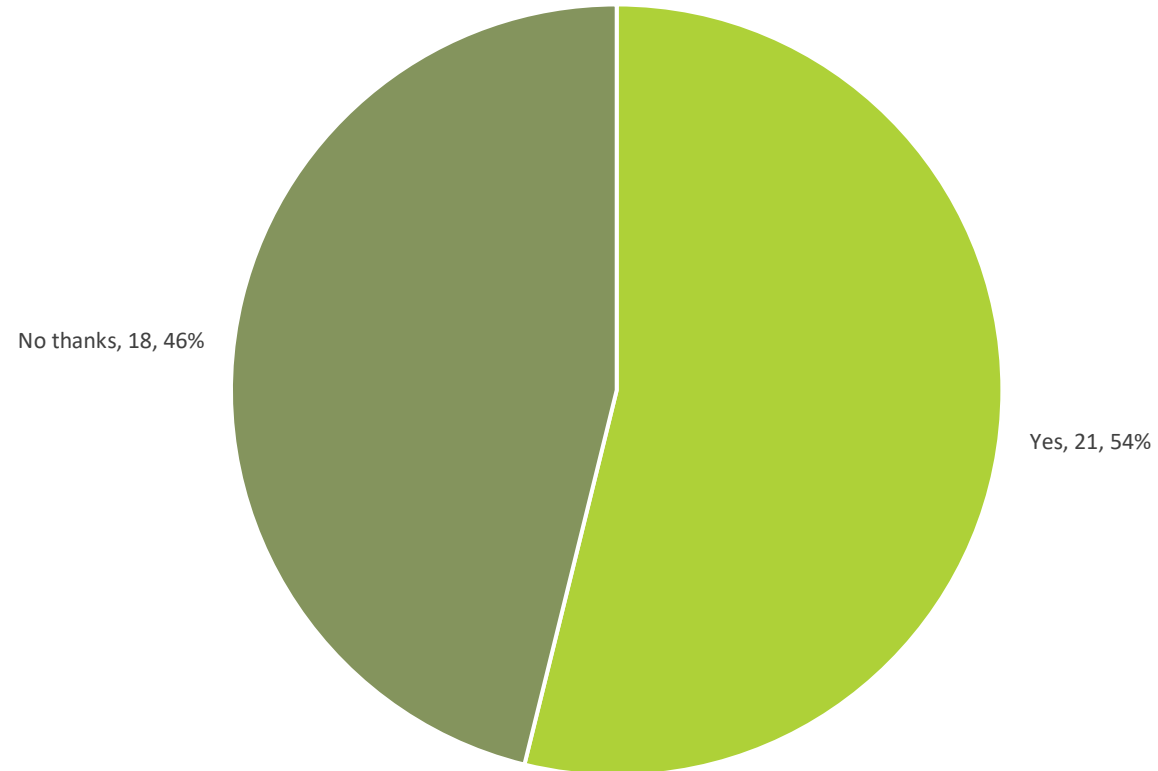


N = 95

Membership in Boston Harbor Association – Interest in Learning More?

21 participants were interested in learning more about the Boston Harbor Neighborhood Association.

Q13 Thank you for your participation in this community survey. Would you like to learn more and/or join the Boston Harbor Neighborhood Association? The membership is \$25 annually for the whole family.



N = 39

Make a Donation?

Q14 Thank you for your participation in this community survey, and for being a member of the Boston Harbor Neighborhood Association. This is the last question.

Would you like to make a donation to the Boston Harbor Association for any of the following: July 3rd Fireworks, Burfoot Park Maintenance, IvyBeGone Team, Annual Potluck/BBQ, and/or Annual Community Garage Sale?

N = 55

